



HOSHIZAKI

2019 CATALOG & PRICE GUIDE



HOSHIZAKI. BEYOND STRONG.

EFFECTIVE: April 1, 2019 | **REVISED:** March 29, 2019

ICE EQUIPMENT

REFRIGERATION

ICE MACHINE MODEL CODE & USAGE GUIDE	3	SUSHI CASES	41
TYPES OF ICE	4	STEELHEART FEATURES & BENEFITS	42
CUBER SERIES	5	REFRIGERATION MODEL CODE	43
Undercounter Cubers with Built-In Bins	6-7	STEELHEART SERIES	45
<i>KMEdge</i> Crescent Cubers	8-14	Upright Refrigerators & Freezers	45-48
<i>KMEdge</i> & KM Crescent Cubers (Dispenser)	15	Compact Undercounter Refrigerator	49
<i>KMEdge</i> Low Profile Crescent Cubers	16	Undercounter Refrigerators & Freezers	50-52
<i>KMEdge</i> Crescent Cubers - Serenity Series	17-18	Undercounter Refrigerators with Drawers	53
IM Square Cubers	19	Undercounter Freezers with Drawers	54
FLAKER / CUBELET SERIES	20	Worktop Refrigerators & Freezers	55-56
Undercounter Flakers with Built-In Bins	20-21	Worktop Refrigerators & Freezer with Drawers	57-59
Flakers	21-22	Prep Tables - Sandwich Top Refrigerators	60-61
Undercounter Cubelet Ice Machines		Prep Tables - Sandwich Top Refrigerators with Drawers	62
with Built-In Bins	23	Prep Tables - Mega Top Refrigerators	63-64
Cubelet Ice Machines	23-25	Prep Tables - Mega Top Refrigerators with Drawers	65-66
Cubelets - Serenity Series	26	Prep Tables - Pizza Refrigerators	67
DISPENSER SERIES	27	Prep Tables - Pizza Refrigerators with Drawers	68
DCM Series	27-28	Drawer / Door Combinations	69
DCM Opti-Serve™ Series	28-30	Refrigerated Equipment Stands	70
DB Series	30	BACK BAR REFRIGERATION	71-74
DKM Series, DM Series	31	GLASS DOOR MERCHANDISERS	75
ICE STORAGE BINS	32-33	REFRIGERATION ACCESSORIES	76
DISPENSER STANDS	34		
HCD ICE BAGGING SYSTEM	34		
TOP KIT MATRIX	35		
REMOTE CONDENSER SERIES	36-38		
WATER FILTRATION	39		
OZONE DEVICE	40		



HOSHIZAKI. BEYOND STRONG.

It's the promise of reliability... and the peace of mind that comes with it. It's performing beyond expectations...with relentless durability and sustainability. It's knowing that we've already thought about your future and can endure at the next level.



HEADQUARTERS FOR THE AMERICAS

HOSHIZAKI AMERICA, INC., with corporate headquarters in Peachtree City, Georgia, and a second manufacturing facility in Griffin, Georgia, operates some of the most automated production facilities in the industry. Using state-of-the-art technology, every HOSHIZAKI unit is run-tested at each factory, and undergoes rigorous quality performance tests. HOSHIZAKI offers advanced training seminars at our headquarters and basic training programs across the country for both service representatives and customers.



Peachtree City, GA



Griffin, GA

DID YOU KNOW?

- **HOSHIZAKI** is the world's largest manufacturer of commercial ice equipment, employing over 11,800 people.
- **HOSHIZAKI** is the world's largest manufacturer of commercial refrigerated food service equipment with sales of over \$2.5 billion serving customers in 60 nations.
- **HOSHIZAKI** operates plants worldwide including two in the USA, three in Japan, one each in England and China.
- In expansion to a full-service kitchen equipment company, **HOSHIZAKI** acquired Lancer Corporation in 2006, GRAM Commercial A/S in 2008, and both Jackson and Macom in 2013.
- **HOSHIZAKI** is certified in ISO-9001 and ISO-14001 - being the first and only food service equipment manufacturer to achieve ISO-14001.
- **HOSHIZAKI** was awarded "Partner Of The Year - Sustained Excellence" by Energy Star.



ISO 9001 • ISO 14001





WARRANTY

EFFECTIVE: April 1, 2019

Supersedes all previous price lists

TERMS and CONDITIONS

Prices are F.O.B. Factory. All prices and specifications are subject to change without notice. HOSHIZAKI reserves the right to determine point of shipment.

TERMS: Terms are such as the Company may extend to the purchaser.

LOST OR DAMAGED SHIPMENTS: Whenever seller shall deliver or cause to be delivered to a common carrier any goods ordered by consignee, whether the particular common carrier shall have been designated in the shipping instructions of the consignee or not, seller shall not be responsible for any delays or damage in shipment and the common carrier to which seller shall deliver goods shipped to the consignee is hereby declared to the agent of the consignee. Therefore it is the responsibility of the consignee to file claim with the carrier for lost or damaged shipments.

WARRANTY

All units to be free from manufacturing defects, covered by:

KM / KMEdge Series Cubers / IM Series Cubers / DKM Ice Machine & Dispenser and DB / DM Hotel / Motel Dispensers

3-Year - Parts & Labor on entire machine & DB / DM Dispenser

5-Year - Parts & Labor on Evaporator, Parts on Compressor, Air-Cooled Condenser Coil

AM-50 Series Cubers & C-80 Flakers

2-Year - Parts & Labor on entire machine

Flakers and Cubelet Ice Machines, DCM Ice & Water Dispensers

3-Year - Parts & Labor on entire machine.

5-Year - Parts on Compressor and Air-Cooled Condenser Coil

Bins & Water Dispensers

3-Year - Parts & Labor on Slope Front Bins

5-Year - Parts & Labor on Large Upright Bin Models

Countertop Refrigerated Display Cases

1-Year - Parts & Labor on entire machine

2-Year - Parts & Labor on Compressor, Evaporator, Air-Cooled Condenser

5-Year - Parts on Compressor, Air-Cooled Condenser

Accessories

90 Day - Parts only

1-Year - HS-5061 Drain Pump (Beckett Brand) - Parts & Labor

1-Year - Water Filter System & Replaceable Elements

Warranty

Warranty valid in United States, Canada, Puerto Rico, & U.S. Territories only. Contact Factory for warranty in other countries. Refer to manufacturer's full warranty for complete details. Suggested List Prices are intended only as a guide.

This does not restrict the price seller may establish due to market conditions.

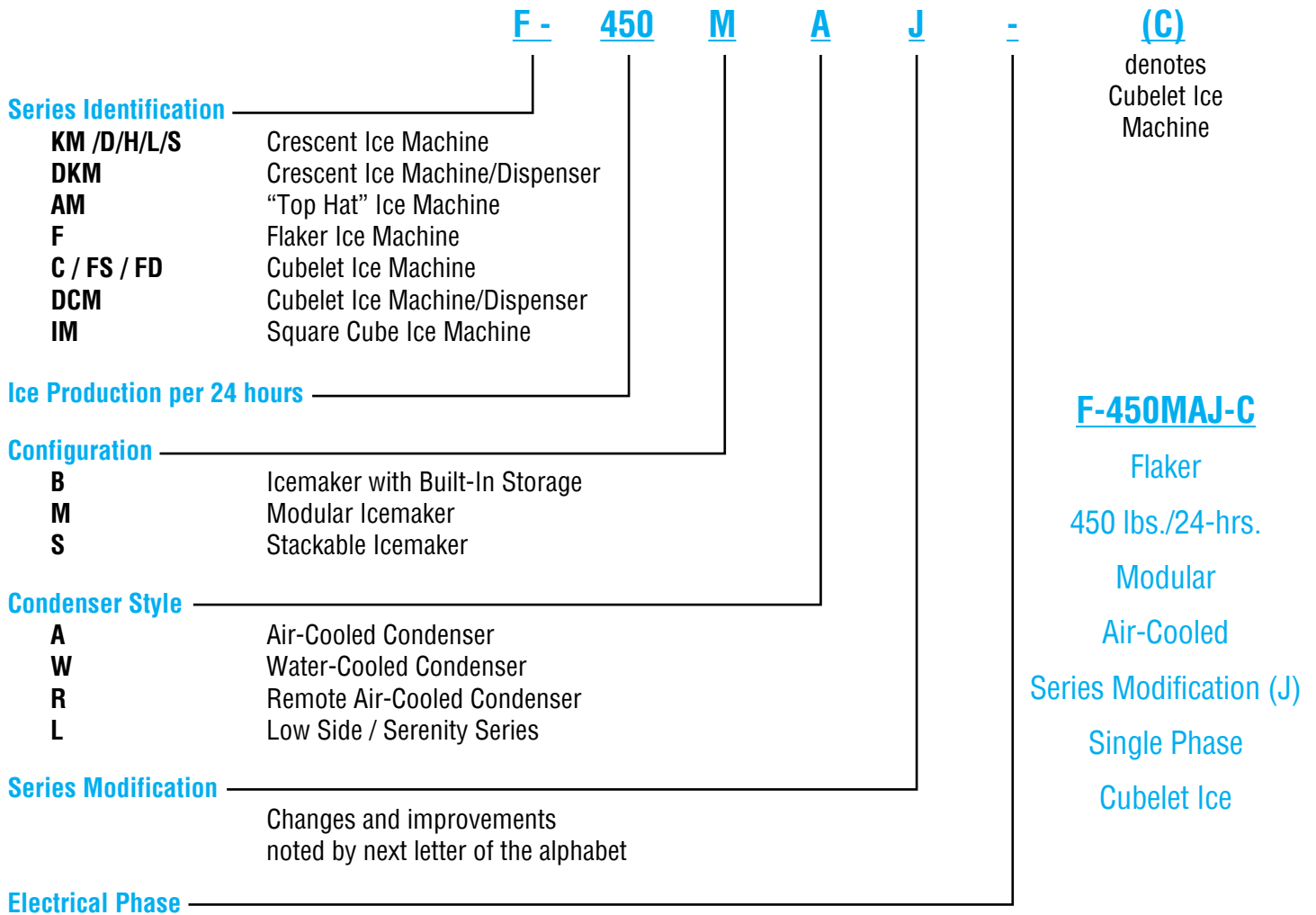
AGENCY LISTINGS and MARKS



CANADIAN ENERGY PERFORMANCE VERIFIED
RENDEMENT ENERGETIQUE VERIFIE



ICE MACHINE MODEL NUMBER IDENTIFICATION CODE



CHOOSING THE RIGHT ICE MAKER



HOW MUCH ICE DO YOU NEED?

Before choosing an ice maker, take a look at how many customers you serve and what type of ice you will need



Restaurants
use an average of **2 lbs.** of ice per customer per day

Schools and university cafeterias average about **1.5 lbs.** of ice per student per day



Hospital cafeterias use about **1 lbs.** of ice per person per day and an average of **10 lbs.** for every bed

Bars and cocktail lounges use about **3 lbs.** of ice per seat



Hotels use about **5 lbs.** of ice per room per day.

Pounds of ice used
X **Number of customers served**

= **The size of ice maker you need**

Your menu should dictate your machine—not the other way around



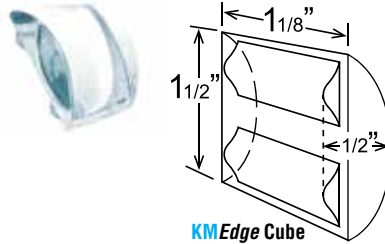
TYPES OF ICE



Crescent Cube - Individual, hard, clear, crescent shape

Ice Equipment Models:

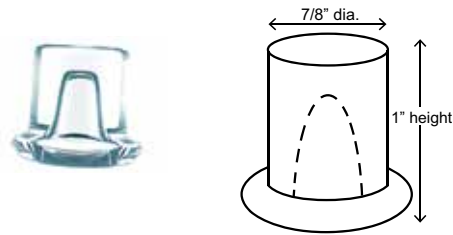
KM KMD
KML KMS
KMH DKM models



“Top Hat” Cube - Individual, hard, clear, round shape

Ice Equipment Models:

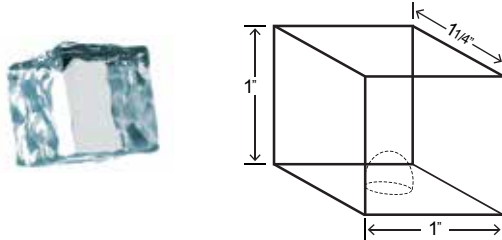
AM models



Square Cube - Individual, hard, clear, square shape

Ice Equipment Models:

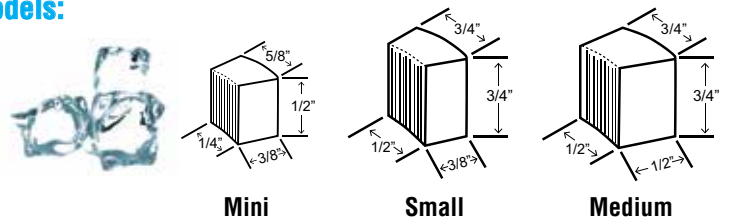
IM models



Cubelet - Chewable, soft, light, small nugget shape

Ice Equipment Models:

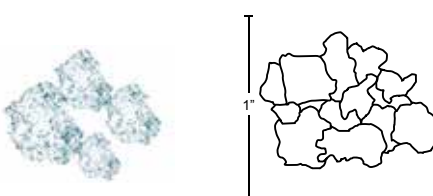
C
FD-C
F-C
FS-C
DCM models



Flaked - Soft, light, chewable, various shapes

Ice Equipment Models:

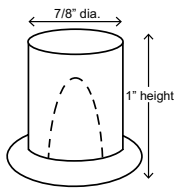
F models





CUBER SERIES

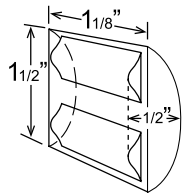
Features & Benefits of the AM Cuber



- Attractive stainless steel finish
- Individual top-hat style cubers eliminates clumping and allow for easy filling of glass
- **AM Series Cubers** were designed with fewer moving parts, which contribute to its long life and dependability
- Compact size (less than 34 inches), undercounter design, swing style reversible door, and UL approval for outdoor use, expand the possibilities where this machine can be installed
- Front in and front out airflow allows unit to be built into cabinetry without additional ventilation
- Ice making compartment can be easily disassembled for cleaning
- Door system is designed to accommodate custom cabinetry
- ADA Compliant



Features & Benefits of the KM Cuber



KM|EDGE DESIGN

- Benefits include increased productivity and energy savings, even in harsh water conditions
- The **KMEdge Cuber Series** features an attractive stainless steel finish with the simplest ice making system in the industry
- The exclusive dual-sided stainless steel evaporator has oval-shaped copper refrigerant tubing for the most efficient heat exchange
- HOSHIZAKI's evaporator design freezes the purest water, washing most of the minerals and impurities down the drain; resulting in individual, crystal clear crescent cubers
- Not affected by caustic water, therefore no plating to peel or flake and no plastic to crack



- CycleSaver™ design allows production of the same amount of ice in half the cycles of other ice machines. Fewer moving parts and cycles means dependability, longer machine life and energy savings!



- EverCheck™ control board sounds an audible warning when service is needed





- Contains H-GUARD Plus® Antimicrobial Agent




CUBER Self Contained

AM-50BAJ

-DS shown with Custom Cabinetry






Undercounter AM Cubers with Built-In Bins

Dimensions: 14 ⁷/₈"W X 22 ⁵/₈"D X 33 ¹/₂"H
The ADA compliant machine dimensions are 14⁷/₈"W x 22⁵/₈"D x 31¹/₂" H


Model Number	Condenser	Lbs. of Ice per 24 hours 90°A / 70°W	Lbs. of Ice per 24 hours 70°A / 50°W	Electrical	kWh per 100 Lbs.	Shipping Weight	List F.O.B. Griffin
AM-50BAJ	Air-Cooled	35	51	115V/60/1	10.4	97 Lbs.	\$3,810
AM-50BAJ-DS†	Air-Cooled	35	51	115V/60/1	10.4	97 Lbs.	\$3,960
AM-50BAJ-AD*	Air-Cooled	34	55	115V/60/1	9.9	99 Lbs.	\$4,040
AM-50BAJ-ADDS†*	Air-Cooled	34	55	115V/60/1	9.9	99 Lbs.	\$4,150


Accessories: **HS-0229** DS Door Reversal Part (*Order as a Service Part*)
HS-5061 Drain Pump (Beckett Brand) 1 Year Warranty - Parts & labor (*Order as Accessory*) \$664
HS-0182 Side Trim Kit \$250
HS-2133 2" Top Spacer Kit available \$181
H9320-51 Recommended Water Filtration - Single Configuration \$387

UL approved for outdoor use
 †DS Models - Wood Door System (Designed to accommodate custom cabinetry)
 *ADA compliant

KM-80BAJ










Undercounter KMEdge Cuber with Built-In Bin

Dimensions: 17 ³/₄"W X 24"D X 39"H (6" Legs Included)

Self-Contained Bin Storage Capacity Up to 38 Lbs.†


Model Number	Condenser	Lbs. of Ice per 24 hours 90°A / 70°W	Lbs. of Ice per 24 hours 70°A / 50°W	Electrical	kWh per 100 Lbs.	Shipping Weight	List F.O.B. Griffin
KM-80BAJ*	Air-Cooled	60	86	115V/60/1	7.95	123 Lbs.	\$3,460


Accessories: **HS-5061** Drain Pump (Beckett Brand) 1 Year Warranty - Parts & labor (*Order as Accessory*) \$664
H9320-51 Recommended Water Filtration - Single Configuration \$387

†Rated in accordance with AHRI Standard 820(I-P). Capacity based on 100% of total volume x 30 lb/ft³ average density of ice.
 *ENERGY STAR qualified

KM-115BAJ










Undercounter KMEdge Cuber with Built-In Bin

Dimensions: 23 ³/₄"W X 24"D X 39"H (6" Legs Included)

Self-Contained Bin Storage Capacity Up to 53 Lbs.†

Model Number	Condenser	Lbs. of Ice per 24 hours 90°A / 70°W	Lbs. of Ice per 24 hours 70°A / 50°W	Electrical	kWh per 100 Lbs.	Shipping Weight	List F.O.B. Griffin
KM-115BAJ*	Air-Cooled	102	116	115V/60/1	8.1	146 Lbs.	\$3,890







Accessories: **HS-5061** Drain Pump (Beckett Brand) 1 Year Warranty - Parts & labor (*Order as Accessory*) \$664
H9320-51 Recommended Water Filtration - Single Configuration \$387



















†Rated in accordance with AHRI Standard 820(I-P). Capacity based on 100% of total volume x 30 lb/ft³ average density of ice.
 *ENERGY STAR qualified



CUBER Self Contained

		Undercounter <i>KMEdge</i> Cuber with Built-In Bin					
		Dimensions: 23 3/4" W X 28 1/4" D X 39" H (6" Legs Included)					Self-Contained Bin Storage Capacity Up to 78 Lbs.†
		Model Number	Condenser	Lbs. of Ice per 24 hours 90°A / 70°W	Lbs. of Ice per 24 hours 70°A / 50°W	Electrical	kWh per 100 Lbs.
KM-160BAJ	Air-Cooled	130	162	115V/60/1	8.3	159 Lbs.	\$4,280
KM-160BWJ	Water-Cooled	147	157	115V/60/1	6.2	163 Lbs.	\$4,520
Accessories: H9320-51 Recommended Water Filtration - Single Configuration							\$387
   							
†Rated in accordance with AHRI Standard 820(I-P). Capacity based on 100% of total volume x 30 lb/ft³ average density of ice.							

		Undercounter <i>KMEdge</i> Cuber with Built-In Bin					
		Dimensions: 24" W X 28" D X 39" H (6" Legs Included)					Self-Contained Bin Storage Capacity Up to 80 Lbs.†
		Model Number	Condenser	Lbs. of Ice per 24 hours 90°A / 70°W	Lbs. of Ice per 24 hours 70°A / 50°W	Electrical	kWh per 100 Lbs.
KM-230BAJ	Air-Cooled	165	230	115V/60/1	7.78	165Lbs.	\$4,630
Accessories: H9320-51 Recommended Water Filtration - Single Configuration							\$387
   							
†Rated in accordance with AHRI Standard 820(I-P). Capacity based on 100% of total volume x 30 lb/ft³ average density of ice.							


		Undercounter <i>KMEdge</i> Cuber with Built-In Bin					
		Dimensions: 30" W X 28" D X 39" H (6" Legs Included)					Self-Contained Bin Storage Capacity Up to 100 Lbs.†
		Model Number	Condenser	Lbs. of Ice per 24 hours 90°A / 70°W	Lbs. of Ice per 24 hours 70°A / 50°W	Electrical	kWh per 100 Lbs.
KM-300BAJ	Air-Cooled	210	295	115V/60/1	7.02	187 Lbs.	\$5,410
KM-300BWJ	Water-Cooled	230	265	115V/60/1	4.90	187 Lbs.	\$5,460
Accessories: H9320-51 Recommended Water Filtration - Single Configuration							\$387
   							
†Rated in accordance with AHRI Standard 820(I-P). Capacity based on 100% of total volume x 30 lb/ft³ average density of ice.							



CUBER

KMEDGE X ICE MACHINE SERIES

- **Reliable operation** with stronger, more durable construction, less service parts and increased ice production.
- **Easier installation** with a more compact footprint and factory installed ultrasonic bin control.
- **Simple maintenance** with new CleanAssist technology and redesigned float switch for one-hour cleaning.



KMEdge X Series Cubers

Ice Machine Dimensions: 22"W X 27 ³/₈"D X 28"H

Model Number	Condenser	Lbs. of Ice per 24 hours 90°A / 70°W	Lbs. of Ice per 24 hours 70°A / 50°W	Electrical	kWh per 100 Lbs.	Shipping Weight	List F.O.B. Griffin
KM-350MAJ*	Air-Cooled	393	489	115V/60/1	5.4	145 Lbs.	\$5,500
KM-350MWJ	Water-Cooled	383	414	115V/60/1	4.9	146 Lbs.	\$5,520

Accessories: H9320-51 Recommended Water Filtration - Single Configuration \$387
 HS-5426 Tamper Proof Kit - Air Cooled Units \$432
 HS-5427 Tamper Proof Kit - Water/Remote Units \$432



*ENERGY STAR qualified



22 x 32 1/2 x 74



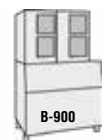
30 x 32 1/2 x 74



44 x 32 1/2 x 74



48 x 32 1/2 x 74



52 x 32 1/2 x 74

Dimensions shown in W x D x H include Bins. See TOP KIT MATRIX (pg 35) for top kit options based on bin size.

CUBER



KM-520M_J

KMEdge X Series Cubers

Ice Machine Dimensions: 22"W X 27^{3/8}"D X 28"H

Model Number	Condenser	Lbs. of Ice per 24 hours 90°A / 70°W	Lbs. of Ice per 24 hours 70°A / 50°W	Electrical	kWh per 100 Lbs.	Shipping Weight	List F.O.B. Griffin
KM-520MAJ*	Air-Cooled	480	556	115V/60/1	4.7	151 Lbs.	\$5,990
KM-520MWJ	Water-Cooled	444	474	115V/60/1	4.7	150 Lbs.	\$5,990
KM-520MRJ*†	Remote A-C	495	547	115V/60/1	4.8	142 Lbs.	\$5,900

Model Number	Condenser	Kgs. of Ice per 24 hours 32°A / 21°W	Kgs. of Ice per 24 hours 21°A / 10°W	Electrical	kWh per 100 Lbs.	Shipping Weight	List F.O.B. Griffin
KM-520MAJ-E*	Air Cooled	197	238	220-240V/50/1	4.9	68 Kg.	\$6,040

Accessories: H9320-51 Recommended Water Filtration - Single Configuration \$387
 HS-5426 Tamper Proof Kit - Air Cooled Units \$432
 HS-5427 Tamper Proof Kit - Water/Remote Units \$432

†Use URC-5F Condenser for Remote Air-Cooled Unit
 "E" suffix designates 50 hertz models
*ENERGY STAR qualified

B-300
22 x 32 1/2 x 74

B-500
30 x 32 1/2 x 74

B-700
44 x 32 1/2 x 74

B-800
48 x 32 1/2 x 74

B-900
52 x 32 1/2 x 74

Dimensions shown in W x D x H include Bins. See TOP KIT MATRIX (pg 35) for top kit options based on bin size.

KM-660M_J

KMEdge X Series Cubers

Ice Machine Dimensions: 22"W X 27^{3/8}"D X 28"H

Model Number	Condenser	Lbs. of Ice per 24 hours 90°A / 70°W	Lbs. of Ice per 24 hours 70°A / 50°W	Electrical	kWh per 100 Lbs.	Shipping Weight	List F.O.B. Griffin
KM-660MAJ	Air-Cooled	562	630	115V/60/1	5.4	176 Lbs.	\$6,960
KM-660MWJ	Water-Cooled	668	669	115V/60/1	4.3	150 Lbs.	\$7,060
KM-660MRJ*†	Remote A-C	602	646	115V/60/1	5.6	142 Lbs.	\$6,860

Model Number	Condenser	Kgs. of Ice per 24 hours 32°A / 21°W	Kgs. of Ice per 24 hours 21°A / 10°W	Electrical	kWh per 45 Kgs.	Shipping Weight	List F.O.B. Griffin
KM-660MAJ-E	Air-Cooled	262	280	220-240/50/1	4.9	68 Kg.	\$7,020

Accessories: H9320-51 Recommended Water Filtration - Single Configuration \$387
 HS-5426 Tamper Proof Kit - Air Cooled Units \$432
 HS-5427 Tamper Proof Kit - Water/Remote Units \$432

†Use URC-5F Condenser for Remote Air-Cooled Unit
 "E" suffix designates 50 hertz models
*ENERGY STAR qualified

B-300
22 x 32 1/2 x 74

B-500
30 x 32 1/2 x 74

B-700
44 x 32 1/2 x 74

B-800
48 x 32 1/2 x 74


B-900
52 x 32 1/2 x 74


Dimensions shown in W x D x H include Bins. See TOP KIT MATRIX (pg 35) for top kit options based on bin size.



CUBER

KM-901M_J













KMEdge Cubers

Ice Machine Dimensions: 30"W X 27 ³/₈"D X 32 ¹/₂"H

Model Number	Condenser	Lbs. of Ice per 24 hours 90°A / 70°W	Lbs. of Ice per 24 hours 70°A / 50°W	Electrical	kWh per 100 Lbs.	Shipping Weight	List F.O.B. Griffin
KM-901MAJ	Air-Cooled	753	905	208-230V/60/1	5.0	260 Lbs.	\$9,010
KM-901MWJ	Water-Cooled	870	950	208-230V/60/1	4.5	249 Lbs.	\$9,210
KM-901MRJ*	Remote A-C	853	904	208-230V/60/1	4.5	250 Lbs.	\$8,910
KM-901MRJ3*	Remote A-C	830	927	208-230/60/3	5.4	258 Lbs.	\$9,210

Accessories: **H9320-52** Recommended Water Filtration - Twin Configuration \$663
HS-5245 Tamper Proof Kit - Air Cooled Units \$500
HS-5246 Tamper Proof Kit - Water/Remote Units \$500













†Use URC-14F Condenser for Remote Air-Cooled Unit

30 x 32 1/2 x 78 1/2 44 x 32 1/2 x 78 1/2 48 x 32 1/2 x 78 1/2 52 x 32 1/2 x 78 1/2
 Dimensions shown in W x D x H include Bins. See TOP KIT MATRIX (pg 35) for top kit options based on bin size.

KM-1100M_J








KMEdge Cubers





Ice Machine Dimensions: 30"W X 27 ³/₈"D X 32 ¹/₂"H

Model Number	Condenser	Lbs. of Ice per 24 hours 90°A / 70°W	Lbs. of Ice per 24 hours 70°A / 50°W	Electrical	kWh per 100 Lbs.	Shipping Weight	List F.O.B. Griffin
KM-1100MAJ	Air-Cooled	935	1087	208-230V/60/1	4.9	290 Lbs.	\$10,410
KM-1100MWJ	Water-Cooled	1006	1073	208-230V/60/1	4.0	280 Lbs.	\$10,510
KM-1100MRJ	Remote A-C	1030	1156	208-230V/60/1	4.5	272 Lbs.	\$10,410

Model Number	Condenser	Kgs. of Ice per 24 hours 32°A / 21°W	Kgs. of Ice per 24 hours 21°A / 10°W	Electrical	kWh per 45 Kgs.	Shipping Weight	List F.O.B. Griffin
KM-1100MAJ50	Air-Cooled	356	464	220-240V/50/1	5.7	136 Kg.	\$10,610

Accessories: **H9320-52** Recommended Water Filtration - Twin Configuration \$663
HS-5245 Tamper Proof Kit - Air Cooled Units \$500
HS-5246 Tamper Proof Kit - Water/Remote Units \$500

†Use URC-14F Condenser for Remote Air-Cooled Unit

30 x 32 1/2 x 78 1/2 44 x 32 1/2 x 78 1/2 48 x 32 1/2 x 78 1/2 52 x 32 1/2 x 78 1/2
 Dimensions shown in W x D x H include Bins. See TOP KIT MATRIX (pg 35) for top kit options based on bin size.

"50" suffix designates 50 hertz models



CUBER

KM-1301S_J

KMEdge Cubers

Ice Machine Dimensions: 48"W X 27 3/8"D X 27 3/8"H

Model Number	Condenser	Lbs. of Ice per 24 hours 90°A / 70°W	Lbs. of Ice per 24 hours 70°A / 50°W	Electrical	kWh per 100 Lbs.	Shipping Weight	List F.O.B. Griffin
KM-1301SAJ	Air-Cooled	1301	1365	208-230V/60/1	4.27	338 Lbs.	\$11,690
KM-1301SWJ	Water-Cooled	1230	1247	208-230V/60/1	3.76	335 Lbs.	\$11,790
KM-1301SRJ	Remote A-C	1260	1400	208-230V/60/1	4.28	339 Lbs.	\$11,590
KM-1301SAJ3*	Air-Cooled	1350	1427	208-230V/60/3	3.95	338 Lbs.	\$11,790
KM-1301SWJ3	Water-Cooled	1355	1360	208-230V/60/3	3.25	335 Lbs.	\$11,890
KM-1301SRJ3*	Remote A-C	1330	1433	208-230V/60/3	3.83	339 Lbs.	\$11,690

Model Number	Condenser	Kgs. of Ice per 24 hours 32°A / 21°W	Kgs. of Ice per 24 hours 21°A / 10°W	Electrical	kWh per 45 Kgs.	Shipping Weight	List F.O.B. Griffin
KM-1301SAJ-E	Remote A-C	501	624	220-240/50/1*	4.5	154 Kgs.	\$12,330

Accessories: **H9320-53** Recommended Water Filtration - Triple Configuration \$914
HS-5252 Tamper Proof Kit - Air Cooled Units \$550
HS-5253 Tamper Proof Kit - Water/Remote Units \$550

Use URC-14F Condenser for Remote Air-Cooled Unit
 "E" suffix designates 50 hertz models
***ENERGY STAR qualified**

48 x 32 1/2 x 73 3/8 48 x 32 1/2 x 101 3/4 52 x 32 1/2 x 73 3/8 52 x 32 1/2 x 101 3/4

Dimensions shown in W x D x H include Bins. See TOP KIT MATRIX (pg 35) for top kit options based on bin size.

KM-1340M_J

KMEdge Cubers

Ice Machine Dimensions: 30"W X 27 3/8"D X 41 1/2"H

Model Number	Condenser	Lbs. of Ice per 24 hours 90°A / 70°W	Lbs. of Ice per 24 hours 70°A / 50°W	Electrical	kWh per 100 Lbs.	Shipping Weight	List F.O.B. Griffin
KM-1340MAJ	Air-Cooled	1089	1275	208-230V/60/1**	4.81	315 Lbs.	\$11,890
KM-1340MWJ	Water-Cooled	1280	1323	208-230V/60/1**	3.6	315 Lbs.	\$11,990
KM-1340MRJ	Remote A-C	1177	1371	208-230V/60/1**	4.54	289 Lbs.	\$11,790
KM-1340MRJ3*	Remote A-C	1266	1428	208-230V/60/3*	4.16	289 Lbs.	\$11,990

Accessories: ****HS-5030** Transformer Kit - 4 wire to 3 wire (eliminates need for dedicated neutral) \$170
H9320-52 Recommended Water Filtration - Twin Configuration \$663

Use URC-14F Condenser for Remote Air-Cooled Unit
***ENERGY STAR qualified**


30 x 32 1/2 x 87 1/2 44 x 32 1/2 x 87 1/2 48 x 32 1/2 x 87 1/2 52 x 32 1/2 x 87 1/2


Dimensions shown in W x D x H include Bins. See TOP KIT MATRIX (pg 35) for top kit options based on bin size.



CUBER

KM-1601MRJ








KMEdge Cubers


Ice Machine Dimensions: 30"W X 27 ³/₈"D X 41 ⁵/₈"H

Model Number	Condenser	Lbs. of Ice per 24 hours 90°A / 70°W	Lbs. of Ice per 24 hours 70°A / 50°W	Electrical	kWh per 100 Lbs.	Shipping Weight	List F.O.B. Griffin
KM-1601MRJ	Remote A-C	1550	1594	208-230V/60/1**	4.35	316 Lbs.	\$13,990
KM-1601MRJ3	Remote A-C	1550	1653	208-230V/60/3	4.09	316 Lbs.	\$14,290


Accessories: ****HS-5030** Transformer Kit - 4 wire to 3 wire (eliminates need for dedicated neutral) \$170
H9320-53 Recommended Water Filtration - Triple Configuration \$914


Use URC-22F Condenser for Remote Air-Cooled Unit




B-500
30 x 32 1/2 x 87 1/2



B-700
44 x 32 1/2 x 87 1/2




B-800
48 x 32 1/2 x 87 1/2




B-900
52 x 32 1/2 x 87 1/2

Dimensions shown in W x D x H include Bins. See TOP KIT MATRIX (pg 35) for top kit options based on bin size.

KM-1601S_J









KMEdge Cubers

Ice Machine Dimensions: 48"W X 27 ³/₈"D X 27 ³/₈"H


Model Number	Condenser	Lbs. of Ice per 24 hours 90°A / 70°W	Lbs. of Ice per 24 hours 70°A / 50°W	Electrical	kWh per 100 Lbs.	Shipping Weight	List F.O.B. Griffin
KM-1601SAJ	Air-Cooled	1433	1513	208-230V/60/1**	4.24	315 Lbs.	\$13,840
KM-1601SWJ	Water-Cooled	1650	1660	208-230V/60/1**	3.30	360 Lbs.	\$13,870
KM-1601SRJ*	Remote A-C	1600	1640	208-230V/60/1**	3.96	350 Lbs.	\$13,770
KM-1601SAJ3	Air-Cooled	1414	1513	208-230V/60/3	4.40	315 Lbs.	\$13,940
KM-1601SWJ3	Water-Cooled	1660	1671	208-230V/60/3	3.32	360 Lbs.	\$13,970
KM-1601SRJ3	Remote A-C	1600	1635	208-230V/60/3	4.14	350 Lbs.	\$13,870

Accessories: ****HS-5030** Transformer Kit - 4 wire to 3 wire (eliminates need for dedicated neutral) \$170
H9320-53 Recommended Water Filtration - Triple Configuration \$663
HS-5252 Tamper Proof Kit - Air Cooled Units \$550
HS-5253 Tamper Proof Kit - Water/Remote Units \$550







Use URC-22F Condenser for Remote Air-Cooled Unit


***ENERGY STAR qualified**




B-800
48 x 32 1/2 x 73 3/8



B-800
48 x 32 1/2 x 101 3/4



B-900
52 x 32 1/2 x 73 3/8



B-900
52 x 32 1/2 x 101 3/4

Dimensions shown in W x D x H include Bins. See TOP KIT MATRIX (pg 35) for top kit options based on bin size.



CUBER

KM-1900S_J

KMEdge Cubers

Ice Machine Dimensions: 48"W X 27^{3/8}"D X 36^{7/16}"H

Model Number	Condenser	Lbs. of Ice per 24 hours 90°A / 70°W	Lbs. of Ice per 24 hours 70°A / 50°W	Electrical	kWh per 100 Lbs.	Shipping Weight	List F.O.B. Griffin
KM-1900SAJ*	Air-Cooled	1675	1875	208-230V/60/1**	3.9	415 Lbs.	\$14,990
KM-1900SWJ	Water-Cooled	1875	1880	208-230V/60/1**	3.2	415 Lbs.	\$15,090
KM-1900SRJ*	Remote A-C	1700	1933	208-230V/60/1**	3.9	415 Lbs.	\$14,890
KM-1900SAJ3*	Air-Cooled	1675	1865	208-230V/60/3	3.9	415 Lbs.	\$15,090
KM-1900SWJ3	Water-Cooled	1875	1880	208-230V/60/3	3.2	415 Lbs.	\$15,190
KM-1900SRJ3*	Remote A-C	1700	1933	208-230V/60/3	3.9	415 Lbs.	\$14,990

Accessories: ****HS-5030** Transformer Kit - 4 wire to 3 wire (eliminates need for dedicated neutral) \$170
H9320-53 Recommended Water Filtration - Triple Configuration \$914
HS-5254 Tamper Proof Kit - Air Cooled Units \$618
HS-5255 Tamper Proof Kit - Water/Remote Units \$618

Use URC-22F Condenser for Remote Air-Cooled Unit
***ENERGY STAR qualified**

48 x 32 1/2 x 82 7/16 48 x 32 1/2 x 119 7/8 52 x 32 1/2 x 82 7/16 52 x 32 1/2 x 119 7/8

Dimensions shown in W x D x H include Bins. See TOP KIT MATRIX (pg 35) for top kit options based on bin size.

KM-2200S_J3

KMEdge Cubers

Ice Machine Dimensions: 48"W X 27^{3/8}"D X 36^{7/16}"H

Model Number	Condenser	Lbs. of Ice per 24 hours 90°A / 70°W	Lbs. of Ice per 24 hours 70°A / 50°W	Electrical	kWh per 100 Lbs.	Shipping Weight	List F.O.B. Griffin
KM-2200SWJ3	Water-Cooled	2200	2221	208-230V/60/3	3.11	440 Lbs.	\$18,890
KM-2200SRJ3*	Remote A-C	2075	2206	208-230V/60/3	3.75	440 Lbs.	\$18,890

Accessories: **H9320-53** Recommended Water Filtration - Triple Configuration \$914
HS-5255 Tamper Proof Kit - Water/Remote Units \$618

Use URC-22F Condenser for Remote Air-Cooled Unit
***ENERGY STAR qualified**

48 x 32 1/2 x 82 7/16 48 x 32 1/2 x 119 7/8 52 x 32 1/2 x 82 7/16 52 x 32 1/2 x 119 7/8

Dimensions shown in W x D x H include Bins. See TOP KIT MATRIX (pg 35) for top kit options based on bin size.



CUBER

KM Edge Cubers

Ice Machine Dimensions: 48"W X 27^{3/8}"D X 36^{7/16}"H

Model Number	Condenser	Lbs. of Ice per 24 hours 90°A / 70°W	Lbs. of Ice per 24 hours 70°A / 50°W	Electrical	kWh per 100 Lbs.	Shipping Weight	List F.O.B. Griffin
KM-2600SWJ3	Water-Cooled	2480	2482	208-230V/60/3	3.6	440 Lbs.	\$21,390
KM-2600SRJ3*	Remote A-C	2580	2617	208-230V/60/3	3.61	440 Lbs.	\$20,510

Accessories: **H9320-53** Recommended Water Filtration - Triple Configuration \$914
HS-5255 Tamper Proof Kit - Water/Remote Units \$618

Use URC-26J Condenser for Remote Air-Cooled Unit
***ENERGY STAR qualified**

48 x 32 1/2 x 82 7/16 48 x 32 1/2 x 119 7/8 52 x 32 1/2 x 82 7/16 52 x 32 1/2 x 119 7/8

Dimensions shown in W x D x H include Bins. See TOP KIT MATRIX (pg 35) for top kit options based on bin size.

KM Edge Cubers

Ice Machine Dimensions: 36"W X 40"D X 36^{7/16}"H

Model Number	Condenser	Lbs. of Ice per 24 hours 90°A / 70°W	Lbs. of Ice per 24 hours 70°A / 50°W	Electrical	kWh per 100 Lbs.	Shipping Weight	List F.O.B. Griffin
KMH-2100SWJ3	Water-Cooled	2000	2060	208-230V/60/3	2.92	415 Lbs.	\$17,790
KMH-2100SRJ*	Remote A-C	1850	2034	208-230V/60/1**	3.75	415 Lbs.	\$17,890
KMH-2100SRJ3*	Remote A-C	1925	2026	208-230V/60/3	3.67	415 Lbs.	\$17,990

Accessories: ****HS-5030** Transformer Kit - 4 wire to 3 wire (eliminates need for dedicated neutral) \$170
H9320-53 Recommended Water Filtration - Triple Configuration \$914

Use URC-22F Condenser for Remote Air-Cooled Unit
***ENERGY STAR qualified**

KM Cubers

Ice Machine Dimensions: 22"W X 24"D X 24"H

Model Number	Condenser	Lbs. of Ice per 24 hours 90°A / 70°W	Lbs. of Ice per 24 hours 70°A / 50°W	Electrical	kWh per 100 Lbs.	Shipping Weight	List F.O.B. Griffin
KMD-410MAH	Air-Cooled	324	415	115-120V/60/1	5.8	161 Lbs.	\$5,650
KMD-410MWH	Water-Cooled	382	440	115-120V/60/1	4.3	163 Lbs.	\$5,900

Accessories: **H9320-51** Recommended Water Filtration - Single Configuration \$387

22 x 30 1/2 x 35 3/8 22 x 32 1/2 x 68 1/8

Dimensions shown in W x D x H include Bins. See TOP KIT MATRIX (pg 35) for top kit options based on bin size.



CUBER Dispenser

KMD-460M_J

KMEdge Cubers

Ice Machine Dimensions: 30"W X 24 1/4"D X 22 1/8"H

Model Number	Condenser	Lbs. of Ice per 24 hours 90°A / 70°W	Lbs. of Ice per 24 hours 70°A / 50°W	Electrical	kWh per 100 Lbs.	Shipping Weight	List F.O.B. Griffin
KMD-460MAJ	Air-Cooled	400	489	115-120V/60/1	5.5	170 Lbs.	\$5,930
KMD-460MWJ	Water-Cooled	472	487	115-120V/60/1	4.1	170 Lbs.	\$6,030

Accessories: **H9320-51** Recommended Water Filtration - Single Configuration \$387

22 x 30 1/2 x 34

30 x 32 1/2 x 68 1/8

Dimensions shown in W x D x H include Bins. See TOP KIT MATRIX (pg 35) for top kit options based on bin size.

KMD-530M_H

KMEdge Cubers

Ice Machine Dimensions: 30"W X 24 1/4"D X 22 1/8"H

Model Number	Condenser	Lbs. of Ice per 24 hours 90°A / 70°W	Lbs. of Ice per 24 hours 70°A / 50°W	Electrical	kWh per 100 Lbs.	Shipping Weight	List F.O.B. Griffin
KMD-530MAH	Air-Cooled	462	553	115-120V/60/1	5.7	170 Lbs.	\$6,210
KMD-530MWH	Water-Cooled	520	540	115-120V/60/1	4.4	170 Lbs.	\$6,310
KMD-530MRH	Remote A-C	488	560	115-120V/60/1	5.8	170 Lbs.	\$6,110

Accessories: **H9320-51** Recommended Water Filtration - Single Configuration \$387

22 x 30 1/2 x 34

30 x 32 1/2 x 68 1/8

Use URC-5F Condenser for Remote Air-Cooled Unit
Dimensions shown in W x D x H include Bins. See TOP KIT MATRIX (pg 35) for top kit options based on bin size.

KMD-860M_J

KMEdge Cubers

Ice Machine Dimensions: 30"W X 24 5/8"D X 28"H

Model Number	Condenser	Lbs. of Ice per 24 hours 90°A / 70°W	Lbs. of Ice per 24 hours 70°A / 50°W	Electrical	kWh per 100 Lbs.	Shipping Weight	List F.O.B. Griffin
KMD-860MAJ	Air-Cooled	665	855	208-230V/60/1	5.16	248 Lbs.	\$8,890
KMD-860MWJ	Water-Cooled	862	940	208-230V/60/1	3.90	258 Lbs.	\$8,990
KMD-860MRJ	Remote A-C	850	967	208-230V/60/1	5.05	256 Lbs.	\$8,790

Accessories: **H9320-52** Recommended Water Filtration - Twin Configuration \$663

30 x 30 1/2 x 39 5/8

30 x 32 1/2 x 68 1/8


48 x 32 1/2 x 74


Use URC-9F Condenser for Remote Air-Cooled Unit
Dimensions shown in W x D x H include Bins. See TOP KIT MATRIX (pg 35) for top kit options based on bin size.



CUBER Low Profile

KML-325M_J








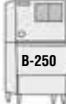
Low Profile *KMEdge* Cubers

Ice Machine Dimensions: 30"W X 27 ^{3/8}"D X 22"H


Model Number	Condenser	Lbs. of Ice per 24 hours 90°A / 70°W	Lbs. of Ice per 24 hours 70°A / 50°W	Electrical	kWh per 100 Lbs.	Shipping Weight	List F.O.B. Griffin
KML-325MAJ	Air-Cooled	300	380	115V/60/1	5.72	185 Lbs.	\$5,090
KML-325MWJ	Water-Cooled	355	385	115V/60/1	4.51	185 Lbs.	\$5,190

Accessories: H9320-51 Recommended Water Filtration - Single Configuration \$387








30 x 32 1/2 x 55 3/8




30 x 32 1/2 x 68




30 x 30 x 75

Dimensions shown in W x D x H include Bins. See TOP KIT MATRIX (pg 35) for top kit options based on bin size.

KML-500M_J








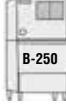
Low Profile *KMEdge* Cubers

Ice Machine Dimensions: 30"W X 27 ^{3/8}"D X 22"H


Model Number	Condenser	Lbs. of Ice per 24 hours 90°A / 70°W	Lbs. of Ice per 24 hours 70°A / 50°W	Electrical	kWh per 100 Lbs.	Shipping Weight	List F.O.B. Griffin
KML-500MAJ	Air-Cooled	400	442	115V/60/1	5.55	185 Lbs.	\$5,880
KML-500MWJ	Water-Cooled	515	543	115V/60/1	4.33	185 Lbs.	\$5,980

Accessories: H9320-51 Recommended Water Filtration - Single Configuration \$387








30 x 32 1/2 x 55 3/8




30 x 32 1/2 x 68




30 x 30 x 75

Dimensions shown in W x D x H include Bins. See TOP KIT MATRIX (pg 35) for top kit options based on bin size.

KML-700M_J









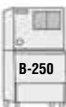
Low Profile *KMEdge* Cubers

Ice Machine Dimensions: 30"W X 27 ^{3/8}"D X 26"H


Model Number	Condenser	Lbs. of Ice per 24 hours 90°A / 70°W	Lbs. of Ice per 24 hours 70°A / 50°W	Electrical	kWh per 100 Lbs.	Shipping Weight	List F.O.B. Griffin
KML-700MAJ*	Air-Cooled	572	658	115V/60/1	5.16	220 Lbs.	\$7,190
KML-700MWJ	Water-Cooled	730	756	115V/60/1	3.61	220 Lbs.	\$7,290
KML-700MRJ*	Remote A-C	643	742	115V/60/1	4.70	220 Lbs.	\$7,090

Accessories: H9320-51 Recommended Water Filtration - Single Configuration \$387









30 x 32 1/2 x 59 3/8



30 x 32 1/2 x 72









30 x 30 x 79







Dimensions shown in W x D x H include Bins. See TOP KIT MATRIX (pg 35) for top kit options based on bin size.







Use URC-9F Condenser for Remote Air-Cooled Unit
*ENERGY STAR qualified



CUBER Serenity

		KMEdge Cuber						
		Ice Machine Dimensions: 22"W X 24 ^{5/8} "D X 28"H						
		Model Number	Condenser	Lbs. of Ice per 24 hours 90°A / 70°W	Lbs. of Ice per 24 hours 70°A / 50°W	Electrical	kWh per 100 Lbs.	Shipping Weight
KMS-822MLJ using 1 Phase Remote Condenser†	Remote A-C	770	851	115V/60/1*	5.3	150 Lbs.	\$8,010	
Accessories: HS-5062 Extension bracket for freestyle application \$147 H9320-52 Recommended Water Filtration - Twin Configuration \$663								
  								
Designed for use on Beverage Dispensers †Use SRK-10J Condenser for Remote Air-Cooled Unit (sold separately) *115V supply for the KMS Ice maker is supplied from the SRK remote condenser							 IBD 4500 22" 22 x 30 1/2 x 35 3/8	
							See TOP KIT MATRIX (pg 35) for top kit options based on bin size.	


		KMEdge Cuber						
		Ice Machine Dimensions: 30"W X 16 ^{1/2} "D X 29"H						
		Model Number	Condenser	Lbs. of Ice per 24 hours 90°A / 70°W	Lbs. of Ice per 24 hours 70°A / 50°W	Electrical	kWh per 100 Lbs.	Shipping Weight
KMS-830MLJ using 1 Phase Remote Condenser†	Remote A-C	810	885	115V/60/1*	4.60	137 Lbs.	\$8,000	
Accessories: H9320-51 Recommended Water Filtration - Single Configuration \$387								
  								
Designed for use on Beverage Dispensers †Use SRK-8H Condenser for Remote Air-Cooled Unit (sold separately) *115V supply for the KMS Ice maker is supplied from the SRK remote condenser							 Lancer FS30 30 x 30 1/2 x 39 5/8	


		KMEdge Cuber						
		Ice Machine Dimensions: 22"W X 18 ^{1/8} "D X 31 ^{1/4} "H						
		Model Number	Condenser	Lbs. of Ice per 24 hours 90°A / 70°W	Lbs. of Ice per 24 hours 70°A / 50°W	Electrical	kWh per 100 Lbs.	Shipping Weight
KMS-1122MLJ using 1 Phase Remote Condenser†	Remote A-C	1075	1151	115V/60/1*	4.2	152 Lbs.	\$8,530	
KMS-1122MLJ using 3 Phase Remote Condenser†	Remote A-C	1100	1151	115V/60/3*	4.05	152 Lbs.	\$8,530	
Accessories: H9320-52 Recommended Water Filtration - Twin Configuration \$663								
  								
Designed for use on Beverage Dispensers †Use SRK-12J or SRK-12J3 Condenser for Remote Air-Cooled Unit (sold separately) *115V supply for the KMS Ice maker is supplied from the SRK remote condenser							 Lancer FS22 22 x 30 1/2 x 40 1/4	



CUBER Serenity

KMS-1402MLJ








KMEdge Cuber


Ice Machine Dimensions: 30"W X 24"D X 28"H

Model Number	Condenser	Lbs. of Ice per 24 hours 90°A / 70°W	Lbs. of Ice per 24 hours 70°A / 50°W	Electrical	kWh per 100 Lbs.	Shipping Weight	List F.O.B. Griffin
KMS-1402MLJ <small>using 1 Phase Remote Condenser†</small>	Remote A-C	1400	1501	115V/60/1*	4.3	178 Lbs.	\$8,550
KMS-1402MLJ <small>using 3 Phase Remote Condenser†</small>	Remote A-C	1325	1325	115V/60/3*	4.55	178 Lbs.	\$8,550

Accessories: H9320-52 Recommended Water Filtration - Twin Configuration \$663


Lancer FS30
30 x 30 1/2 x 39 5/8




†Use SRK-15J or SRK-15J3 Condenser for Remote Air-Cooled Unit (sold separately)
*115V supply for the KMS Ice maker is supplied from the SRK remote condenser

See TOP KIT MATRIX (pg 35) for top kit options based on bin size.

KMS-2000MLJ








KMEdge Cuber


Ice Machine Dimensions: 30"W X 24"D X 32^{7/8}"H

Model Number	Condenser	Lbs. of Ice per 24 hours 90°A / 70°W	Lbs. of Ice per 24 hours 70°A / 50°W	Electrical	kWh per 100 Lbs.	Shipping Weight	List F.O.B. Griffin
KMS-2000MLJ <small>using 1 Phase Remote Condenser†</small>	Remote A-C	1850	1926	208-230V/60/1*	4.50	206 Lbs.	\$10,580
KMS-2000MLJ <small>using 3 Phase Remote Condenser†</small>	Remote A-C	1900	1938	208-230V/60/3*	4.30	206 Lbs.	\$10,580

Accessories: H9320-53 Recommended Water Filtration - Triple Configuration \$914

Lancer FS30
30 x 30 1/2 x 39 5/8



†Use SRK-20J or SRK-20J3 Condenser for Remote Air-Cooled Unit (sold separately)
*208-230V supply for the KMS Ice maker is supplied from the SRK remote condenser

See TOP KIT MATRIX (pg 35) for top kit options based on bin size.

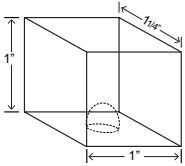








CUBER









Features & Benefits of the IM Square Cuber



- **HOSHIZAKI IM Square Cubers** utilize an ice making system that has an automatic rinse cycle, which means each ice cycle is made with fresh water protecting the integrity and flavor of the drink.
- A closed water circuit offers the ultimate contamination protection, by reducing the number of points at which impurities can enter the ice making process.
- A stainless steel exterior with integrated door handles provides a hygienic and high quality finish (Self contained unit only)
- Removable door gaskets prevent any heat and contamination from entering the bin making the product easy to clean and maintain. (Self contained unit only)
- Easily cleanable air filter extends the life of the ice machine
- **HOSHIZAKI IM Square Cubers** are electronically controlled for consistent quality of ice
- Natural foaming agent insulates the bin and preserves the quality and consistency of the ice produced longer than any other machine available - saving energy and money



		IM Square Cuber with Built-In Bin						Self-Contained Bin Storage Capacity Up to 75 Lbs.[†]
		Dimensions: 39 1/2" W X 23 5/8" D X 33 1/2" H (including 6" legs)						
		Model Number	Condenser	Lbs. of Ice per 24 hours 90°A / 70°W	Lbs. of Ice per 24 hours 70°A / 50°W	Electrical	kWh per 100 Lbs.	Shipping Weight
IM-200BAB	Air-Cooled	155	186	115V/60/1	8.2	198 lbs.	\$6,370	
Accessories: H9320-51 Recommended Water Filtration - Single Configuration							\$387	
   								
[†] Rated in accordance with AHRI Standard 820(I-P). Capacity based on 100% of total volume x 30 lb/ft ³ average density of ice.								

		IM Square Cuber						
		Ice Machine Dimensions: 44"W X 27 5/8"D X 21 3/4"H						
		Model Number	Condenser	Lbs. of Ice per 24 hours 90°A / 70°W	Lbs. of Ice per 24 hours 70°A / 50°W	Electrical	kWh per 100 Lbs.	Shipping Weight
IM-500SAA*	Air-Cooled	435	500	115V/60/1	5.45	220 Lbs.	\$8,040	
Accessories: S-25691 Stacking Kit (Order as Accessory)							\$541	
Accessories: H9320-51 Recommended Water Filtration - Single Configuration							\$387	
  								
 								
*ENERGY STAR qualified								
								
44 x 32 1/2 x 67 3/4 44 x 32 1/2 x 89 1/2 48 x 32 1/2 x 67 3/4 48 x 32 1/2 x 89 1/2 52x 32 1/2 x 67 3/4 52 x 32 1/2 x 89 1/2								
Dimensions shown in W x D x H include Bins. See TOP KIT MATRIX (pg 35) for top kit options based on bin size.								

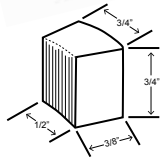


FLAKER Self Contained

Features & Benefits of the Flaker / Cubelet Series

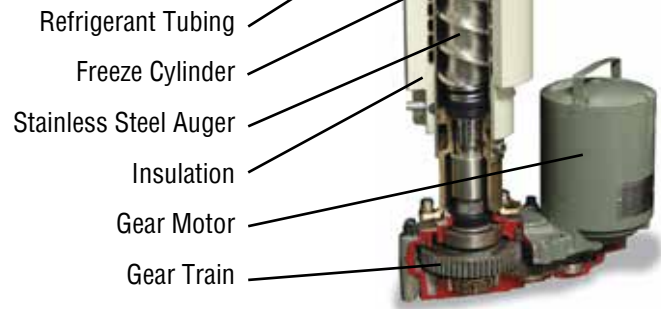


- Attractive stainless steel exterior
- Most models are available in both flaked and cubelet (nugget-style) ice
- The internal auger design produces the highest quality ice with fewer repairs and less down time
- The freezing cylinder is made from cast stainless steel
- The industry's only greaseless bearing design improves life of the machine
- **HOSHIZAKI Flaker and Cubelet** ice machines have electric water inlet valves and an automatic purge of water from the reservoir for cleaner operation and longer bearing life
- Advanced CleanCycle24™ design - 2 second rinse every hour
- Infrared bin control is standard and factory installed



FLAKED ICE USAGE GUIDE

Establishment	Approximate Daily Usage
Restaurant	1.5 lbs. ice per seat
Salad Bar/Seafood Display	30 lbs. ice per ft3
Hospital	
Patient Care	10 lbs. ice per bed
Cafeteria	1 lb. ice per seat
Nursing Home	6 lbs. per bed




F-300BAJ		Undercounter FLAKER with Built-In Bin							
		Dimensions: 36"W X 24 1/4"D X 39 1/4"H (6" Legs Included)					Self-Contained Bin Storage Capacity Up to 110 Lbs. †		
		Model Number	Condenser	Lbs. of Ice per 24 hours 90°A / 70°W	Lbs. of Ice per 24 hours 70°A / 50°W	Electrical	kWh per 100 Lbs.	Shipping Weight	List F.O.B. Griffin
		F-300BAJ	Air-Cooled	247	353	115V/60/1	6.14	221 Lbs.	\$8,280
Accessories: LP-6 LEG Four 6" Stainless Steel Legs Package available (optional) \$226 H9320-51 Recommended Water Filtration - Single Configuration \$387									
		Four 6" Legs Package (LP-6P LEG) included							
†Rated in accordance with AHRI Standard 820(I-P). Capacity based on 100% of total volume x 30 lb/ft³ average density of ice.									


F-330BAJ		Undercounter FLAKER with Built-In Bin							
		Dimensions: 24"W X 26"D X 39"H (6" Legs Included)					Self-Contained Bin Storage Capacity Up to 80 Lbs. †		
		Model Number	Condenser	Lbs. of Ice per 24 hours 90°A / 70°W	Lbs. of Ice per 24 hours 70°A / 50°W	Electrical	kWh per 100 Lbs.	Shipping Weight	List F.O.B. Griffin
		F-330BAJ	Air-Cooled	243	332	115V/60/1	5.91	178 Lbs.	\$7,890
Accessories: LP-6 LEG Four 6" Stainless Steel Legs Package available (optional) \$226 H9320-51 Recommended Water Filtration - Single Configuration \$387									
		Four 6" Legs Package (LP-6P LEG) included							
†Rated in accordance with AHRI Standard 820(I-P). Capacity based on 100% of total volume x 30 lb/ft³ average density of ice.									



FLAKER

F-500BAJ








Undercounter **FLAKER** with Built-In Bin

Dimensions: **38"W X 29"D X 42"H** (6" Legs Included)

Self-Contained Bin Storage Capacity Up to 170 Lbs.¹

Model Number	Condenser	Lbs. of Ice per 24 hours 90°A / 70°W	Lbs. of Ice per 24 hours 70°A / 50°W	Electrical	kWh per 100 Lbs.	Shipping Weight	List F.O.B. Griffin
F-500BAJ	Air-Cooled	420	536	115V/60/1	5.05	270 Lbs.	\$9,800


Accessories: **LP-6 LEG** Four 6" Stainless Steel Legs Package available (optional) \$226
H9320-51 Recommended Water Filtration - Single Configuration \$387






Four 6" Legs Package (**LP-6P LEG**) included

¹Rated in accordance with AHRI Standard 820(I-P). Capacity based on 100% of total volume x 30 lb/ft³ average density of ice.

F-450MAJ








FLAKER







Ice Machine Dimensions: **22"W X 27^{3/8}"D X 22"H**

Model Number	Condenser	Lbs. of Ice per 24 hours 90°A / 70°W	Lbs. of Ice per 24 hours 70°A / 50°W	Electrical	kWh per 100 Lbs.	Shipping Weight	List F.O.B. Griffin
F-450MAJ*	Air-Cooled	395	492	115V/60/1	4.94	170 Lbs.	\$7,110

Accessories: **H9320-51** Recommended Water Filtration - Single Configuration \$387


*Not recommended for dispensing applications









30 x 32 1/2 x 55 3/8 22 x 32 1/2 x 68 30 x 32 1/2 x 68 44 x 32 1/2 x 68 48 x 32 1/2 x 68 52 x 32 1/2 x 68

Dimensions shown in W x D x H include Bins. See TOP KIT MATRIX (pg 35) for top kit options based on bin size.

F-801M_J









FLAKERS







Ice Machine Dimensions: **22"W X 27^{3/8}"D X 26"H**

Model Number	Condenser	Lbs. of Ice per 24 hours 90°A / 70°W	Lbs. of Ice per 24 hours 70°A / 50°W	Electrical	kWh per 100 Lbs.	Shipping Weight	List F.O.B. Griffin
F-801MAJ*	Air-Cooled	566	751	115V/60/1	4.5	205 Lbs.	\$9,090
F-801MWJ	Water-Cooled	605	680	115V/60/1	3.9	205 Lbs.	\$9,190

Accessories: **HS-2120** Cutter head for finer flaked ice \$191
H9320-51 Recommended Water Filtration - Single Configuration \$387

*ENERGY STAR qualified


30 x 32 1/2 x 59 3/8 22 x 32 1/2 x 72 30 x 32 1/2 x 72 44 x 32 1/2 x 72 48 x 32 1/2 x 72 52 x 32 1/2 x 72


Dimensions shown in W x D x H include Bins. See TOP KIT MATRIX (pg 35) for top kit options based on bin size.



FLAKER

F-1002M_J








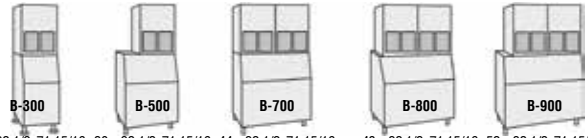
FLAKERS

Ice Machine Dimensions: 22"W X 27 ^{3/8}"D X 26"H

Model Number	Condenser	Lbs. of Ice per 24 hours 90°A / 70°W	Lbs. of Ice per 24 hours 70°A / 50°W	Electrical	kWh per 100 Lbs.	Shipping Weight	List F.O.B. Griffin
F-1002MAJ	Air-Cooled	758	980	115V/60/1	4.36	210 Lbs.	\$11,190
F-1002MWJ	Water-Cooled	833	955	115V/60/1	3.57	205 Lbs.	\$11,290
F-1002MRJ	Remote A-C	722	907	115V/60/1	4.1	210 Lbs.	\$11,090
F-1002MLJ	N/A	797	1028	115V/60/1	1.51	205 Lbs.	\$10,990

Accessories: **HS-2120** Cutter head for finer flaked ice \$191
H9320-51 Recommended Water Filtration - Single Configuration \$387





22 x 32 1/2 x 71 15/16 30 x 32 1/2 x 71 15/16 44 x 32 1/2 x 71 15/16 48 x 32 1/2 x 71 15/16 52 x 32 1/2 x 71 15/16

Dimensions shown in W x D x H include Bins. See TOP KIT MATRIX (pg 35) for top kit options based on bin size.

Use URC-5F Condenser for Remote Air-Cooled Unit

F-1501M_J








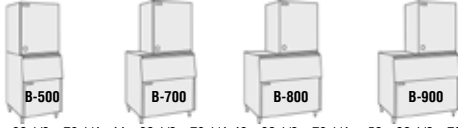
FLAKERS

Ice Machine Dimensions: 30"W X 27 ^{3/8}"D X 34 ^{7/16}"H

Model Number	Condenser	Lbs. of Ice per 24 hours 90°A / 70°W	Lbs. of Ice per 24 hours 70°A / 50°W	Electrical	kWh per 100 Lbs.	Shipping Weight	List F.O.B. Griffin
F-1501MAJ	Air-Cooled	1154	1543	208-230V/60/1**	4.0	325 Lbs.	\$14,230
F-1501MWJ	Water-Cooled	1410	1624	208-230V/60/1**	3.20	325 Lbs.	\$14,330
F-1501MRJ	Remote A-C	1370	1705	208-230V/60/1**	3.44	325 Lbs.	\$14,130

Accessories: **H9320-51** Recommended Water Filtration - Single Configuration \$387





30 x 32 1/2 x 79 1/4 44 x 32 1/2 x 79 1/4 48 x 32 1/2 x 79 1/4 52 x 32 1/2 x 79 1/4

Dimensions shown in W x D x H include Bins. See TOP KIT MATRIX (pg 35) for top kit options based on bin size.

Use URC-14F Condenser for Remote Air-Cooled Unit

F-2001M_J









FLAKERS

Ice Machine Dimensions: 30"W X 27 ^{1/2}"D X 34 ^{7/16}"H

Model Number	Condenser	Lbs. of Ice per 24 hours 90°A / 70°W	Lbs. of Ice per 24 hours 70°A / 50°W	Electrical	kWh per 100 Lbs.	Shipping Weight	List F.O.B. Griffin
F-2001MWJ	Water-Cooled	1840	2043	208-230V/60/1**	3.19	342 Lbs.	\$19,410
F-2001MRJ	Remote A-C	1660	2073	208-230V/60/1**	3.81	360 Lbs.	\$19,310
F-2001MRJ3	Remote A-C	1675	2098	208-230V/60/3*	3.90	360 Lbs.	\$19,410
F-2001MLJ	Air-Cooled	1733	2280	115V/60/1	0.6	250 Lbs.	\$17,990

Accessories: **H9320-51** Recommended Water Filtration - Single Configuration \$387



30 x 32 1/2 x 79 1/4 44 x 32 1/2 x 79 1/4 48 x 32 1/2 x 79 1/4 52 x 32 1/2 x 79 1/4



Dimensions shown in W x D x H include Bins. See TOP KIT MATRIX (pg 35) for top kit options based on bin size.

Use URC-22F Condenser for Remote Air-Cooled Unit




CUBELET Self Contained

C-80BAJ

-DS shown with Custom Cabinetry






Undercounter CUBELET with Built-In Bin

Dimensions: 14 ⁷/₈"W X 22 ⁵/₈"D X 33 ¹/₂"H
The ADA compliant machine dimensions are 14⁷/₈"W x 22⁵/₈"D x 31¹/₂"H

Model Number	Condenser	Lbs. of Ice per 24 hours 90°A / 70°W	Lbs. of Ice per 24 hours 70°A / 50°W	Electrical	kWh per 100 Lbs.	Shipping Weight	List F.O.B. Griffin
C-80BAJ	Air-Cooled	45	80	115V/60/1	17.3	130 Lbs.	\$5,700
C-80BAJ-DS[†]	Air-Cooled	45	80	115V/60/1	17.3	130 Lbs.	\$5,850
C-80BAJ-AD*	Air-Cooled	45	80	115V/60/1	17.3	130 Lbs.	\$5,710
C-80BAJ-ADDS*[†]	Air-Cooled	45	80	115V/60/1	17.3	130 Lbs.	\$5,990


Accessories: **HS-0229** -DS Door Reversal Part (Available as a Service Part)
HS-5061 Drain Pump (Beckett Brand) 1 Year Warranty - Parts & labor \$664
HS-0182 Side Trim Kit \$250
HS-2133 2" Top Spacer Kit available \$181
H9320-51 Recommended Water Filtration - Single Configuration \$387






UL approved for outdoor use

[†]-DS Models - Wood Door System (Designed to accommodate custom cabinetry)
*ADA compliant

F-330BAJ-C








Undercounter CUBELET with Built-In Bin

Dimensions: 24"W X 26"D X 39"H (6" Legs Included)

Self-Contained Bin Storage Capacity Up to 80 Lbs.[†]

Model Number	Condenser	Lbs. of Ice per 24 hours 90°A / 70°W	Lbs. of Ice per 24 hours 70°A / 50°W	Electrical	kWh per 100 Lbs.	Shipping Weight	List F.O.B. Griffin
F-330BAJ-C	Air-Cooled	214	288	115V/60/1	7.3	178 Lbs.	\$7,990


Accessories: **LP-6 LEG** Four 6" Stainless Steel Legs Package available (optional) \$226
H9320-51 Recommended Water Filtration - Single Configuration \$387






Four 6" Legs Package (**LP-6P LEG**) included

[†]Rated in accordance with AHRI Standard 820(I-P). Capacity based on 100% of total volume x 30 lb/ft³ average density of ice.

F-450MAJ-C








CUBELET


Ice Machine Dimensions: 22"W X 27 ³/₈"D X 22"H

Model Number	Condenser	Lbs. of Ice per 24 hours 90°A / 70°W	Lbs. of Ice per 24 hours 70°A / 50°W	Electrical	kWh per 100 Lbs.	Shipping Weight	List F.O.B. Griffin
F-450MAJ-C*	Air-Cooled	316	412	115V/60/1	6.10	170 Lbs.	\$7,270


Accessories: **H9320-51** Recommended Water Filtration - Single Configuration \$387


*Not recommended for dispensing applications




B-250
30 x 32 1/2 x 55 3/8




B-300
22 x 32 1/2 x 68




B-500
30 x 32 1/2 x 68



B-700
44 x 32 1/2 x 68



B-800
48 x 32 1/2 x 68




B-900
52 x 32 1/2 x 68


Dimensions shown in W x D x H include Bins. See TOP KIT MATRIX (pg 35) for top kit options based on bin size.



CUBELET

F-801M_J-C






Small

CUBELET




Ice Machine Dimensions: 22"W X 27 ^{3/8}"D X 26"H

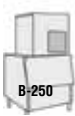
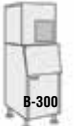




Model Number	Condenser	Lbs. of Ice per 24 hours 90°A / 70°W	Lbs. of Ice per 24 hours 70°A / 50°W	Electrical	kWh per 100 Lbs.	Shipping Weight	List F.O.B. Griffin
F-801MAJ-C*	Air-Cooled	532	690	115V/60/1	5.00	205 Lbs.	\$9,590
F-801MWJ-C	Water-Cooled	580	632	115V/60/1	4.13	205 Lbs.	\$9,490

Accessories: H9320-51 Recommended Water Filtration - Single Configuration \$387



***ENERGY STAR qualified**














30 x 32 1/2 x 59 3/8 22 x 32 1/2 x 72 30 x 32 1/2 x 72 44 x 32 1/2 x 72 48 x 32 1/2 x 72 52 x 32 1/2 x 72

Dimensions shown in W x D x H include Bins. See TOP KIT MATRIX (pg 35) for top kit options based on bin size.

F-1002M_J-C








Small

CUBELET






Ice Machine Dimensions: 22"W X 27 ^{3/8}"D X 26"H

Model Number	Condenser	Lbs. of Ice per 24 hours 90°A / 70°W	Lbs. of Ice per 24 hours 70°A / 50°W	Electrical	kWh per 100 Lbs.	Shipping Weight	List F.O.B. Griffin
F-1002MAJ-C	Air-Cooled	726	890	115V/60/1	4.57	210 Lbs.	\$11,190
F-1002MWJ-C	Water-Cooled	703	790	115V/60/1	3.8	210 Lbs.	\$11,290
F-1002MRJ-C	Remote A-C	680	821	115V/60/1	4.94	210 Lbs.	\$11,580

Accessories: H9320-51 Recommended Water Filtration - Single Configuration \$387


Use URC-5F Condenser for Remote Air-Cooled Unit








22 x 32 1/2 x 71 15/16 30 x 32 1/2 x 71 15/16 44 x 32 1/2 x 71 15/16 48 x 32 1/2 x 71 15/16 52 x 32 1/2 x 71 15/16

Dimensions shown in W x D x H include Bins. See TOP KIT MATRIX (pg 35) for top kit options based on bin size.

F-1501M_J-C








Medium

CUBELET





Ice Machine Dimensions: 30"W X 27 ^{3/8}"D X 34 ^{7/16}"H

Model Number	Condenser	Lbs. of Ice per 24 hours 90°A / 70°W	Lbs. of Ice per 24 hours 70°A / 50°W	Electrical	kWh per 100 Lbs.	Shipping Weight	List F.O.B. Griffin
F-1501MAJ-C	Air-Cooled	1020	1327	208-230V/60/1**	4.61	325 Lbs.	\$14,500
F-1501MWJ-C	Water-Cooled	1218	1376	208-230V/60/1**	3.76	325 Lbs.	\$14,600
F-1501MRJ-C	Remote A-C	1125	1335	208-230V/60/1**	4.35	315 Lbs.	\$14,400

Accessories: H9320-51 Recommended Water Filtration - Single Configuration \$387

Use URC-14F Condenser for Remote Air-Cooled Unit

30 x 32 1/2 x 79 1/4 44 x 32 1/2 x 79 1/4 48 x 32 1/2 x 79 1/4 52 x 32 1/2 x 79 1/4


Dimensions shown in W x D x H include Bins. See TOP KIT MATRIX (pg 35) for top kit options based on bin size.

24




CUBELET

F-2001MRJ-C



Medium






CUBELET





Ice Machine Dimensions: 30"W x 27 1/2"D x 34 7/16"H

Model Number	Condenser	Lbs. of Ice per 24 hours 90°A / 70°W	Lbs. of Ice per 24 hours 70°A / 50°W	Electrical	kWh per 100 Lbs.	Shipping Weight	List F.O.B. Griffin
F-2001MRJ-C	Remote A-C	1500	1832	208-230V/60/1**	4.35	360 Lbs.	\$19,780

Accessories: H9320-51 Recommended Water Filtration - Single Configuration \$387


Use URC-22F Condenser for Remote Air-Cooled Unit


30 x 32 1/2 x 79 1/4 44 x 32 1/2 x 79 1/4 48 x 32 1/2 x 79 1/4 52 x 32 1/2 x 79 1/4

Dimensions shown in W x D x H include Bins. See TOP KIT MATRIX (pg 35) for top kit options based on bin size.

FD-650M_J-C



Small







CUBELET

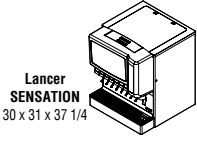
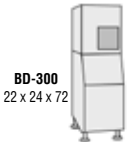
Ice Machine Dimensions: 22"W X 24"D X 26"H

Model Number	Condenser	Lbs. of Ice per 24 hours 90°A / 70°W	Lbs. of Ice per 24 hours 70°A / 50°W	Electrical	kWh per 100 Lbs.	Shipping Weight	List F.O.B. Griffin
FD-650MAJ-C	Air-Cooled	495	634	115V/60/1	5.5	205 Lbs.	\$8,780
FD-650MWJ-C	Water-Cooled	520	622	115V/60/1	4.02	205 Lbs.	\$8,880
FD-650MRJ-C*	Remote A-C	470	588	115V/60/1	4.95	205 Lbs.	\$8,680

Accessories: H9320-51 Recommended Water Filtration - Single Configuration \$387


Use URC-5F Condenser for Remote Air-Cooled Unit


*ENERGY STAR qualified Lancer SENSATION 30 x 31 x 37 1/4 BD-300 22 x 24 x 72

Dimensions shown in W x D x H include Bins. See TOP KIT MATRIX (pg 35) for top kit options based on bin size.

FD-1002M_J-C



Small






CUBELET

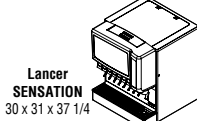
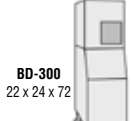
Ice Machine Dimensions: 22"W X 24"D X 26"H

Model Number	Condenser	Lbs. of Ice per 24 hours 90°A / 70°W	Lbs. of Ice per 24 hours 70°A / 50°W	Electrical	kWh per 100 Lbs.	Shipping Weight	List F.O.B. Griffin
FD-1002MAJ-C	Air-Cooled	726	890	115V/60/1	4.57	210 Lbs.	\$11,680
FD-1002MRJ-C	Remote A-C	680	821	115V/60/1	4.94	210 Lbs.	\$11,690

Accessories: H9320-51 Recommended Water Filtration - Single Configuration \$387

Use URC-5F Condenser for Remote Air-Cooled Unit






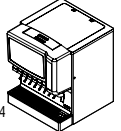








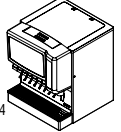
Lancer SENSATION 30 x 31 x 37 1/4 BD-300 22 x 24 x 72






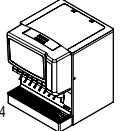
Dimensions shown in W x D x H include Bins. See TOP KIT MATRIX (pg 35) for top kit options based on bin size.



CUBELET Serenity

		CUBELET						
		Ice Machine Dimensions: 30"W X 11"D X 26"H						
	Model Number	Condenser	Lbs. of Ice per 24 hours 90°A / 70°W 70°A / 50°W		Electrical	kWh per 100 Lbs. 90°A / 70°W 70°A / 50°W		Shipping Weight
FS-1001MLJ-C	Remote A-C	720 851		115V/60/1	5.07 4.29		166 Lbs.	\$10,470
Accessories: H9320-51 Recommended Water Filtration - Single Configuration \$387								
   <div style="float: right; text-align: center;">  <p>Lancer SENSATION 30 x 31 x 37 1/4</p> </div> <p>Use SRC-10J Condenser for Remote Air-Cooled Unit</p>								

		CUBELET						
		Ice Machine Dimensions: 22"W X 16 1/2"D X 26"H						
	Model Number	Condenser	Lbs. of Ice per 24 hours 90°A / 70°W 70°A / 50°W		Electrical	kWh per 100 Lbs. 90°A / 70°W 70°A / 50°W		Shipping Weight
FS-1022MLJ-C	Remote A-C	730 889		115V/60/1	5.10 3.93		150 Lbs.	\$11,890
Accessories: H9320-51 Recommended Water Filtration - Single Configuration \$387								
   <div style="float: right; text-align: center;">  <p>Lancer SENSATION 30 x 31 x 37 1/4</p> </div> <p>Use SRC-10J Condenser for Remote Air-Cooled Unit</p>								








		CUBELET						
		Ice Machine Dimensions: 30"W X 16 1/2"D X 33"H						
	Model Number	Condenser	Lbs. of Ice per 24 hours 90°A / 70°W 70°A / 50°W		Electrical	kWh per 100 Lbs. 90°A / 70°W 70°A / 50°W		Shipping Weight
FS-1500MLJ-C	Remote A-C	1125 1386		115V/60/1	4.75 3.67		222 Lbs.	\$12,770
Accessories: H9320-51 Recommended Water Filtration - Single Configuration \$387								
   <div style="float: right; text-align: center;">  <p>Lancer SENSATION 30 x 31 x 37 1/4</p> </div> <p>Use SRC-14J Condenser for Remote Air-Cooled Unit</p>								











DISPENSER

Features & Benefits of HOSHIZAKI Dispensers

- Attractive stainless steel exterior provides long life and easy maintenance
- **KMEdge** dispensers feature a built-in insulated storage bin
- Three dimensional agitation prevents clumping and assists in delivering ice conveniently
- **DKM Hotel Dispenser** features the industry's only one-piece design and is 35% quieter than other hotel dispensers
- **DB Series** accommodates KM Series & KMEdge cubers
- **DCM Series** dispenses easy to chew cubelet ice and water
- HOSHIZAKI's **DCM Opti-Serve™ Series** offers hands-free dispensing and helps eliminate the possibility of cross-contamination
- All dispensers feature built-in ice storage capacity


DCM-270BAH		CUBELET Ice & Water Dispenser						
		Ice Machine/Dispenser Dimensions: 16 9/16" W X 24 1/8" D X 31 11/16" H (4" Legs Included)					Ice Bin Storage Capacity Up to 10 Lbs.†	
	Model Number	Condenser	Lbs. of Ice per 24 hours 90°A / 70°W	Lbs. of Ice per 24 hours 70°A / 50°W	Electrical	kWh per 100 Lbs.	Shipping Weight	List F.O.B. Griffin
	DCM-270BAH	Air-Cooled	215	282	115V/60/1	7.6	170 Lbs.	\$7,890
Accessories: LP-4 LEG Four 4" Stainless Steel Legs Package available (optional) \$203 SD-270 Equipment Stand \$1,290 HS-2070 Seismic Wall Mount Kit \$181 HS-2104 Wall Mount Kit \$835 H9320-51 Recommended Water Filtration - Single Configuration \$387								
  		 Floor Model with Optional Stand 16 9/16 x 24 1/8 x 66 7/8 W x D x H						
Four 4" Legs included †Rated in accordance with AHRI Standard 820(I-P). Capacity based on 100% of total volume x 30 lb/ft³ average density of ice.		 Counter-Top with 4" Legs 16 9/16 x 24 1/8 x 31 11/16 W x D x H						


DCM-300BAH		CUBELET Ice & Water Dispenser						
		Ice Machine/Dispenser Dimensions: 26"W X 22 1/2"D X 40"H					Ice Bin Storage Capacity Up to 40 Lbs.†	
	Model Number	Condenser	Lbs. of Ice per 24 hours 90°A / 70°W	Lbs. of Ice per 24 hours 70°A / 50°W	Electrical	kWh per 100 Lbs.	Shipping Weight	List F.O.B. Griffin
	DCM-300BAH	Air-Cooled	232	321	115V/60/1	6.84	240 Lbs.	\$9,890
Accessories: LP-6P LEG Four 6" Painted Legs Package available \$214 LP-6 LEG Four 6" Stainless Steel Legs Package available \$226 SD-500 Equipment Stand \$1,400 Leg Kits: HS-2066 Seismic Wall Mount Kit \$191 HS-2071 Leg Seismic Kit \$491 H9320-51 Recommended Water Filtration - Single Configuration \$387								
  		 Counter-Top 26 x 22 1/2 x 40 W x D x H						
Unit supplied without legs †Rated in accordance with AHRI Standard 820(I-P). Capacity based on 100% of total volume x 30 lb/ft³ average density of ice.		 Counter-Top with Optional 6" Legs 26 x 22 1/2 x 46 W x D x H						
		 Floor Model with Optional Stand 26 x 22 1/2 x 72 1/2 W x D x H						



DISPENSER

DCM-500B_H





Small

CUBELET Ice & Water Dispenser




Ice Machine/Dispenser Dimensions: 26"W X 22 1/2"D X 40"H


Ice Bin Storage Capacity
Up to 40 Lbs.†

Model Number	Condenser	Lbs. of Ice per 24 hours 90°A / 70°W	Lbs. of Ice per 24 hours 70°A / 50°W	Electrical	kWh per 100 Lbs.	Shipping Weight	List F.O.B. Griffin
DCM-500BAH	Air-Cooled	450	618	115V/60/1	5.62	276 Lbs.	\$12,570
DCM-500BWH	Water-Cooled	512	590	115V/60/1	4.48	269 Lbs.	\$12,670


Accessories:

- LP-6P LEG** Four 6" Painted Legs Package available \$214
- LP-6 LEG** Four 6" Stainless Steel Legs Package available \$226
- SD-500** Equipment Stand \$1,400
- Leg Kits: **HS-2066** Seismic Wall Mount Kit \$191
- HS-2071** Leg Seismic Kit \$491
- H9320-51** Recommended Water Filtration - Single Configuration \$387








Counter-Top
26 x 22 1/2 x 40
W x D x H




**Counter-Top
with Optional 6" Legs**
26 x 22 1/2 x 46
W x D x H




**Floor Model
with Optional Stand**
26 x 22 1/2 x 72 1/2
W x D x H

Unit supplied without legs
†Rated in accordance with AHRI Standard 820(I-P).
Capacity based on 100% of total volume x 30 lb/ft³ average density of ice.

DCM-751B_H





Small

CUBELET Ice & Water Dispenser




Ice Machine/Dispenser Dimensions: 34 1/16"W X 28 1/2"D X 48 1/16"H


Ice Bin Storage Capacity
Up to 95 Lbs.†

Model Number	Condenser	Lbs. of Ice per 24 hours 90°A / 70°W	Lbs. of Ice per 24 hours 70°A / 50°W	Electrical	kWh per 100 Lbs.	Shipping Weight	List F.O.B. Griffin
DCM-751BAH	Air-Cooled	583	801	115V/60/1	5.94	345 Lbs.	\$16,840
DCM-751BWH	Water-Cooled	678	782	115V/60/1	4.76	345 Lbs.	\$16,940


Accessories:

- LP-6P LEG** Four 6" Painted Legs Package available \$214
- LP-6 LEG** Four 6" Stainless Steel Legs Package available \$226
- SD-750** Equipment Stand \$1,760
- Leg Kits: **HS-2067** Seismic Wall Mount Kit \$239
- HS-2072** Leg Seismic Kit \$450
- H9320-51** Recommended Water Filtration - Single Configuration \$387








Counter-Top
34 1/16 x 28 1/2 x 48 1/16
W x D x H




**Counter-Top
with Optional 6" Legs**
34 1/16 x 28 1/2 x 54 1/16
W x D x H




**Floor Model
with Optional Stand**
34 1/16 x 28 1/2 x 80 1/2
W x D x H

Unit supplied without legs
†Rated in accordance with AHRI Standard 820(I-P).
Capacity based on 100% of total volume x 30 lb/ft³ average density of ice.

DCM-270BAH-OS





Mini

CUBELET Ice & Water Opti-Serve™ Dispenser

Hands-free sensor designed for use with opaque containers. Not intended for outdoor use - avoid placement in direct sunlight.




Ice Machine/Dispenser Dimensions:
16 9/16" W X 24 1/8"D X 31 11/16"H (4" Legs Included)


Ice Bin Storage Capacity
Up to 10 Lbs.†

Model Number	Condenser	Lbs. of Ice per 24 hours 90°A / 70°W	Lbs. of Ice per 24 hours 70°A / 50°W	Electrical	kWh per 100 Lbs.	Shipping Weight	List F.O.B. Griffin
DCM-270BAH-OS	Air-Cooled	220	288	115V/60/1	7.3	170 Lbs.	\$7,990


Accessories:

- LP-4 LEG** Four 4" Stainless Steel Legs Package available \$203
- SD-270** Equipment Stand \$1,290
- HS-2070** Seismic Wall Mount Kit \$181
- HS-2104** Wall Mount Kit \$835
- H9320-51** Recommended Water Filtration - Single Configuration \$387



**Floor Model
with Optional Stand**
16 9/16 x 24 1/8 x 66 7/8
W x D x H




**Counter-Top
with 4" Legs**
16 9/16 x 24 1/8 x 31 11/16
W x D x H


Four 4" Legs included
†Rated in accordance with AHRI Standard 820(I-P).
Capacity based on 100% of total volume x 30 lb/ft³ average density of ice.



DISPENSER

DCM-300BAH-OS





Mini




CUBELET Ice & Water Opti-Serve™ Dispenser

Hands-free sensor designed for use with opaque containers. Not intended for outdoor use - avoid placement in direct sunlight.

Ice Machine/Dispenser Dimensions: 26"W X 22 1/2"D X 40"H						Ice Bin Storage Capacity Up to 40 Lbs.†	
Model Number	Condenser	Lbs. of Ice per 24 hours 90°A / 70°W	Lbs. of Ice per 24 hours 70°A / 50°W	Electrical	kWh per 100 Lbs.	Shipping Weight	List F.O.B. Griffin
DCM-300BAH-OS	Air-Cooled	232	321	115V/60/1	6.84	240 Lbs.	\$9,990


Accessories:

- LP-6P LEG** Four 6" Painted Legs Package available \$214
- LP-6 LEG** Four 6" Stainless Steel Legs Package available \$226
- SD-500** Equipment Stand \$1,400
- Leg Kits: **HS-2066** Seismic Wall Mount Kit \$191
- HS-2071** Leg Seismic Kit \$491
- H9320-51** Recommended Water Filtration - Single Configuration \$387






Unit supplied without legs


†Rated in accordance with AHRI Standard 820(I-P).
Capacity based on 100% of total volume x 30 lb/ft³ average density of ice.



Counter-Top
26 x 22 1/2 x 40
W x D x H





**Counter-Top
with Optional 6" Legs**
26 x 22 1/2 x 46
W x D x H



**Floor Model
with Optional Stand**
26 x 22 1/2 x 72 1/2
W x D x H

DCM-500B_H-OS





Small




CUBELET Ice & Water Opti-Serve™ Dispenser

Hands-free sensor designed for use with opaque containers. Not intended for outdoor use - avoid placement in direct sunlight.

Ice Machine/Dispenser Dimensions: 26"W X 22 1/2"D X 40"H						Ice Bin Storage Capacity Up to 40 Lbs.†	
Model Number	Condenser	Lbs. of Ice per 24 hours 90°A / 70°W	Lbs. of Ice per 24 hours 70°A / 50°W	Electrical	kWh per 100 Lbs.	Shipping Weight	List F.O.B. Griffin
DCM-500BAH-OS	Air-Cooled	450	618	115V/60/1	5.62	276 Lbs.	\$12,670
DCM-500BWH-OS	Water-Cooled	512	590	115V/60/1	4.48	269 Lbs.	\$12,770


Accessories:

- LP-6P LEG** Four 6" Painted Legs Package available \$214
- LP-6 LEG** Four 6" Stainless Steel Legs Package available \$226
- SD-500** Equipment Stand \$1,400
- Leg Kits: **HS-2066** Seismic Wall Mount Kit \$191
- HS-2071** Leg Seismic Kit \$491
- H9320-51** Recommended Water Filtration - Single Configuration \$387






Unit supplied without legs


†Rated in accordance with AHRI Standard 820(I-P).
Capacity based on 100% of total volume x 30 lb/ft³ average density of ice.



Counter-Top
26 x 22 1/2 x 40
W x D x H



**Counter-Top
with Optional 6" Legs**
26 x 22 1/2 x 46
W x D x H



**Floor Model
with Optional Stand**
26 x 22 1/2 x 72 1/2
W x D x H



DISPENSER

DCM-751B_H-OS



CUBELET Ice & Water Opti-Serve™ Dispenser

Hands-free sensor designed for use with opaque containers. Not intended for outdoor use - avoid placement in direct sunlight.

Ice Machine/Dispenser Dimensions: 34 1/16"W X 28 1/2"D X 48 1/16"H

Ice Bin Storage Capacity
Up to 95 Lbs.†



Model Number	Condenser	Lbs. of Ice per 24 hours 90°A / 70°W	Lbs. of Ice per 24 hours 70°A / 50°W	Electrical	kWh per 100 Lbs.	Shipping Weight	List F. O. B. Griffin
DCM-751BAH-OS	Air-Cooled	583	801	115V/60/1	5.94	345 Lbs.	\$16,940
DCM-751BWH-OS	Water-Cooled	678	782	115V/60/1	4.76	345 Lbs.	\$17,040

Accessories: LP-6P LEG Four 6" Painted Legs Package available \$214
 LP-6 LEG Four 6" Stainless Steel Legs Package available \$226
 SD-750 Equipment Stand \$1,760
 Leg Kits: HS-2067 Seismic Wall Mount Kit \$239
 HS-2072 Leg Seismic Kit \$450
 H9320-51 Recommended Water Filtration - Single Configuration \$387




Unit supplied without legs

†Rated in accordance with AHRI Standard 820(I-P).
 Capacity based on 100% of total volume x 30 lb/ft³ average density of ice.



DB-130H



KMEdge DB Dispenser

Dispenser Dimensions: 22"W X 30"D X 53"H (6" Legs Included)



Model Number	Application Ice Storage Capacity	Dispensing Rate	Electrical	Icemaker kWh per 100 lbs.	Shipping Weight	List F. O. B. Griffin
DB-130H	130 Lbs.	20 lbs. / min.	115V/60/1	N/A	215 Lbs.	\$5,490

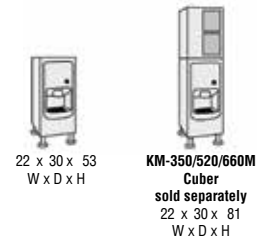
Accessories: LP-6 FLANGE LEG Four 6" Stainless Steel Legs Package available \$270
 HS-2109 Chute & grill replacement kit \$328




Four Painted 6" Flange Legs included

Note: 90 Day Warranty on accessory parts

Ice dispensing area is ADA compliant



DB-200H



KMEdge DB Dispenser

Dispenser Dimensions: 30"W X 30"D X 53"H (6" Legs Included)



Model Number	Application Ice Storage Capacity	Dispensing Rate	Electrical	Icemaker kWh per 100 lbs.	Shipping Weight	List F. O. B. Griffin
DB-200H	200 Lbs.	13 lbs. / min.	115V/60/1	N/A	240 Lbs.	\$6,310


Accessories: HS-2036 Top Kit for KM-350M, KM-520M or KM-660M \$203
 LP-6 LEG Four 6" Stainless Steel Legs Package available \$226
 HS-2109 Chute & grill replacement kit \$328



Four Painted 6" Flange Legs included







Note: 90 Day Warranty on accessory parts








Ice dispensing area is ADA compliant










DISPENSER

		KMEdge DKM Dispenser						
		Ice Machine/Dispenser Dimensions: 30"W X 28"D X 77"H (6" Legs Included)						
		Model Number	Lbs. of Ice per 24 hours 70°A / 50°W	Application Ice Storage Capacity	Dispensing Rate	Electrical	Icemaker kWh per 100 lbs.	Shipping Weight
*DKM-500BAJ DKM-500BWJ	545 Lbs. 540 Lbs.	200 Lbs. 200 Lbs.	13 lbs. / min. 13 lbs. / min.	115V/60/1 115V/60/1	5.56 4.79	410 Lbs. 372 Lbs.	\$12,590 \$12,690	
Accessories: HS-3586 6" Casters - Set of 4 \$462 H9320-51 Recommended Water Filtration - Single Configuration \$387								
    Rated in accordance with AHRI Standard 820								
Four 6" Legs included DKM-500B - Ice dispensing area is ADA compliant *ENERGY STAR qualified								

		KMEdge DM Dispenser						
		Dispenser Dimensions: 30"W X 28"D X 36 ^{3/8} "H						
		Model Number	Application Ice Storage Capacity	Dispensing Rate	Electrical	Icemaker Production per 24 hrs.	Icemaker kWh per 100 lbs.	Shipping Weight
DM-200B	200 lbs.	7.5 lbs. / min.	115-120V/60/1	N/A	N/A	240 Lbs.	\$6,490	
Accessories: HS-2036 Top Kit for KM-340M, KM-515M or KM-650M \$203 DM Legs Four 4" Black Die Cast Legs Kit \$170 SD-200 Equipment Stand \$1,740								
   CANADIAN ENERGY PERFORMANCE VERIFIED RENDEMENT ENERGETIQUE VERIFIE								
Unit supplied without legs  Counter-Top 30 x 28 x 36 3/8 W x D x H  Counter-Top with optional 4" legs 30 x 28 x 40 3/8 W x D x H								

		CUBELET Ice & Water Dispenser						
		Dimensions: 22"W X 30 ^{1/2} "D X 40"H						
		Model Number	Application Ice Storage Capacity	Dispensing Rate	Electrical	Icemaker Production per 24 hrs.	Icemaker kWh per 100 lbs.	Shipping Weight
DM-4420N	200 lbs.	N/A	115-120V/60/1	N/A	N/A	185 Lbs.	\$6,620	
Accessories: HS-5329 Top Kit for for FS-1022M \$133 HS-5330 Top Kit for for FD-650M & FD-1002M \$397								
   CANADIAN ENERGY PERFORMANCE VERIFIED RENDEMENT ENERGETIQUE VERIFIE								




ICE STORAGE BINS


HOSHIZAKI Ice Storage Bins are available with either stainless steel or vinyl clad exterior for easy cleaning and long lasting attractive appearance. Sturdy construction for side-by-side or stacked installations and non-corrosive bin liner provide safe, sanitary storage of cubed or flaked ice. Foamed-in-place polyurethane insulation in all bin walls and bottom provides dependable ice storage. H-GUARD Plus® Antimicrobial Agent adds extra protection to the ice scoop. (included)




CANADIAN ENERGY
PERFORMANCE VERIFIED
RENDMENT ENERGETIQUE VERIFIE








B-250PF		Model Number	Exterior Finish	Application Ice Storage Capacity	Dimensions W x D x H (Height includes 6" legs)	Shipping Weight	List F.O.B. Griffin
	B-250PF	Vinyl Clad	250 Lbs.	30" x 32 ^{1/2} " x 33 ^{3/8} "	130 Lbs.	\$1,750	
	Accessories LP-6 LEG Four 6" Stainless Steel Legs Package available \$226 HS-2033 Order 8" Top Kit to accommodate 22"W ice machines \$220 Four 6" Painted Legs included Refer to Top Kit Matrix for necessary configurations						

B-300PF / SF BD-300PF / SF**		Model Number	Exterior Finish	Application Ice Storage Capacity	Dimensions W x D x H (Height includes 6" legs)	Shipping Weight	List F.O.B. Griffin
	B-300SF	Stainless Steel	300 Lbs.	22" x 32 ^{1/2} " x 46"	135 Lbs.	\$1,980	
	B-300PF	Vinyl Clad	300 Lbs.	22" x 32 ^{1/2} " x 46"	135 Lbs.	\$1,850	
	Accessories LP-6 FLANGE LEG Four 6" Stainless Steel Flange Legs Package available \$270 Four 6" Painted Legs included Refer to Top Kit Matrix for necessary configurations						
	BD-300SF	Stainless Steel	300 Lbs.	22" x 32 ^{1/2} " x 46"	135 Lbs.	\$2,020	
	BD-300PF	Vinyl Clad	300 Lbs.	22" x 32 ^{1/2} " x 46"	135 Lbs.	\$1,890	
Accessories LP-6 FLANGE LEG Four 6" Stainless Steel Flange Legs Package available \$270 For use with KMD-410M, KMS-822M, FD-650M-C, FD-1001M-C **BD Bins fit 24" to 24 1/2" deep Ice Machines without Top Kit extension Four 6" Flange Legs included							

B-500PF / SF BD-500PF / SF**		Model Number	Exterior Finish	Application Ice Storage Capacity	Dimensions W x D x H (Height includes 6" legs)	Shipping Weight	List F.O.B. Griffin
	B-500SF	Stainless Steel	500 Lbs.	30" x 32 ^{1/2} " x 46"	155 Lbs.	\$2,170	
	B-500PF	Vinyl Clad	500 Lbs.	30" x 32 ^{1/2} " x 46"	155 Lbs.	\$2,070	
	Accessories LP-6 LEG Four 6" Stainless Steel Legs Package available \$226 HS-2033 Order 8" Top Kit to accommodate 22"W ice machines \$220 HS-2129 Top Kit: KMD application \$270 Four 6" Painted Legs included Refer to Top Kit Matrix for necessary configurations						
	BD-500SF	Stainless Steel	500 Lbs.	30" x 32 ^{1/2} " x 46"	155 Lbs.	\$2,210	
	BD-500PF	Vinyl Clad	500 Lbs.	30" x 32 ^{1/2} " x 46"	155 Lbs.	\$2,120	
Accessories LP-6 LEG Four 6" Stainless Steel Legs Package available \$226 For use with KMD-460M, KMD-530M, KMD-860M **BD Bins fit 24" to 24 1/2" deep Ice Machines without Top Kit extension Four 6" Painted Legs included							




ICE STORAGE BINS

B-700PF / SF		Model Number	Exterior Finish	Application Ice Storage Capacity	Dimensions W x D x H (Height includes 6" legs)	Shipping Weight	List F.O.B. Griffin
	B-700SF	Stainless Steel	700 Lbs.	44" x 32 ¹ / ₂ " x 46"	200 Lbs.	\$2,750	
	B-700PF	Vinyl Clad	700 Lbs.	44" x 32 ¹ / ₂ " x 46"	200 Lbs.	\$2,650	
	Accessories LP-6 LEG Four 6" Stainless Steel Legs Package available \$226 HS-2035 Order 22" Top Kit to accommodate 22"W ice machines \$239 HS-2034 Order 14" Top Kit to accommodate 30"W ice machines \$226 HS-2130 Top Kit: KMD application \$306 Four 6" Painted Legs included Refer to Top Kit Matrix for necessary configurations						
B-800PF / SF		Model Number	Exterior Finish	Application Ice Storage Capacity	Dimensions W x D x H (Height includes 6" legs)	Shipping Weight	List F.O.B. Griffin
	B-800SF	Stainless Steel	800 Lbs.	48" x 32 ¹ / ₂ " x 46"	210 Lbs.	\$3,040	
	B-800PF	Vinyl Clad	800 Lbs.	48" x 32 ¹ / ₂ " x 46"	210 Lbs.	\$2,850	
	Accessories LP-6 LEG Four 6" Stainless Steel Legs Package available \$226 HS-2035 22" Top Kit & HS-2032 - 4" Top Kit to accommodate 22"W ice machines \$442 HS-2032 4" Top Kit to accommodate (2) 22"W ice machines \$203 HS-2034 Order 14" Top Kit & HS-2032 - 4" Top Kit to accommodate 30"W machines \$429 HS-2131 Top Kit: KMD application \$371 Four 6" Painted Legs included Refer to Top Kit Matrix for necessary configurations						
B-900PF / SF		Model Number	Exterior Finish	Application Ice Storage Capacity	Dimensions W x D x H (Height includes 6" legs)	Shipping Weight	List F.O.B. Griffin
	B-900SF	Stainless Steel	900 Lbs.	52" x 32 ¹ / ₂ " x 46"	220 Lbs.	\$3,240	
	B-900PF	Vinyl Clad	900 Lbs.	52" x 32 ¹ / ₂ " x 46"	220 Lbs.	\$3,050	
	Accessories LP-6 LEG Four 6" Stainless Steel Legs Package available \$226 HS-2035 Order 22" Top Kit to accommodate 30"W ice machines \$239 HS-2035 22" Top Kit & HS-2033 - 8" Top Kit to accommodate 22"W ice machines \$459 HS-2033 8" Top Kit to accommodate (2) 22"W machines \$220 HS-2032 4" Top Kit to accommodate 48"W ice machines \$203 HS-2132 Top Kit: KMD application \$452 Four 6" Painted Legs included Refer to Top Kit Matrix for necessary configurations						
B-1150SS / B-1300SS		Model Number	Exterior Finish	Application Ice Storage Capacity	Dimensions W x D x H (Height includes 6" legs)	Shipping Weight	List F.O.B. Griffin
	B-1150SS	Stainless Steel	1148 Lbs.	48" x 41" x 60"	345 Lbs.	\$6,090	
	B-1300SS	Stainless Steel	1304 Lbs.	48" x 41" x 66"	365 Lbs.	\$6,290	
	Accessories LP-6 LEG Four 6" Stainless Steel Legs Package available \$226 *Depth including 10" for door installation Four 6" Die-cast Legs included, baffle design increases ice accessibility by 30% Universal top included - Check Top Kit Application Guide for detail						
B-1500SS / B-1650SS		Model Number	Exterior Finish	Application Ice Storage Capacity	Dimensions W x D x H (Height includes 6" legs)	Shipping Weight	List F.O.B. Griffin
	B-1500SS	Stainless Steel	1500 Lbs.	60" x 41" x 62"	395 Lbs.	\$6,990	
	B-1650SS	Stainless Steel	1605 Lbs.	60" x 41" x 66"	415 Lbs.	\$7,230	
	Accessories LP-6 LEG Four 6" Stainless Steel Legs Package available \$226 *Depth including 10" for door installation Four 6" Die-cast Legs included, baffle design increases ice accessibility by 30% Universal top included - Check Top Kit Application Guide for detail						



DISPENSER STAND

SD STANDS DM and DCM Series Dispensers	Model Number	Use with Ice Machine / Dispenser Model	Dimensions W x D x H (Height includes 6" legs)	Shipping Weight	List F.O.B. Griffin
	SD-200	DM-200B	30" x 28" x 32 ^{13/16"}	125 lbs.	\$1,740
	SD-270	DCM-270 (-OS)	16 ^{1/2"} x 24" x 35 ^{3/16"}	95 lbs.	\$1,290
	SD-500	DCM-300 (-OS) / DCM-500 (-OS)	25 ^{7/8"} x 22" x 32 ^{3/4"}	100 lbs.	\$1,400
	SD-750	DCM-751 (-OS)	34" x 28" x 32 ^{3/4"}	125 lbs.	\$1,760
Accessories LP-6 FLANGE LEG Four 6" Stainless Steel Flange Legs Package available (optional) \$270 Leg Kits: HS-2066 Seismic Kit for SD 500 Stands \$191 HS-2071 Leg Seismic Kit SD 500 Stands \$491 Four 6" Painted Legs included					



- Heavy duty stands for floor model ice machines/dispensers
- Easy cleaning and maintenance
- Attractive stainless steel exterior
- Locking doors standard



Intertek

HCD ICE BAGGING SYSTEM SERIES	Model Number	Exterior Finish	Application Ice Storage Capacity	Dimensions W x D x H	Shipping Weight	List F.O.B. Griffin
	HCD-500B	Stainless Steel	647 Lbs.	30" x 36" x 71"	510 Lbs.	\$22,204
	HCD-1000B	Stainless Steel	1078 Lbs.	48" x 36" x 71"	590 Lbs.	\$25,200
48" heavy duty ice paddle included						





TOP KIT MATRIX

	22" Width KM-350M KM-515/520M KM-650/660M F-450M F-801M F-1001M F-1002M	22" Width KMD-410M† KMS-822M† FD-650M-C† FD-1002M-C†	30" Width KM-901M KM-1100M KM-1340M KM-1601M KML Series F-1501M F-2001M	30" Width KMD-460M‡ KMD-530M‡ KMD-860M‡ KMS-1402M KMS-2000M	44" Width 2 KM-350M 2 KM-515/520M 2 KM-650/660M IM-500S 2 F-450M 2 F-801M 2 F-1001M 2 F-1002M	44" Width 2 KMD-410M 2 KMS-822M 2 FD-650M-C 2 FD-1002M-C	48" Width KM-1301S KM-1601S KM-1900S KM-2100S KM-2600S	60" Width 2 KM-901M** 2 KM-1100M 2 KM-1340M 2 KM-1601M 2 KML Series 2 F-1501M 2 F-2001M 2 KMD-860M
22" Width B-300PF/SF DB-130H	NO TOP KIT NEEDED <i>(DB-130H-KM Only)</i>	HS-5424 <i>(DB-130H-KMD Only)</i>	N/A	N/A	N/A	N/A	N/A	N/A
30" Width B-250PF B-500PF/SF	HS-2033	HS-2033 & HS-2129	NO TOP KIT NEEDED	HS-2129	N/A	N/A	N/A	N/A
44" Width B-700PF/SF	HS-2035	HS-2035 & HS-2130	HS-2034	HS-2130 & HS-2034	NO TOP KIT NEEDED	HS-2130	N/A	N/A
48" Width B-800PF/SF	HS-2035 & HS-2032	HS-2035, HS-2032 & HS-2131	HS-2034 & HS-2032	HS-2131, HS-2034 & HS-2032	HS-2032	HS-2032 & HS-2131	NO TOP KIT NEEDED	N/A
48" Width B-1150SS B-1300SS	UNIVERSAL TOP KIT INCLUDED	N/A	UNIVERSAL TOP KIT INCLUDED	UNIVERSAL TOP KIT INCLUDED HS-2147	HS-5397 <i>(IM-500 Only)</i>	N/A	UNIVERSAL TOP KIT INCLUDED	N/A
52" Width B-900PF/SF	HS-2035 & HS-2033	HS-2035 & HS-2033/2132	HS-2035	HS-2132 & HS-2035	HS-2033	HS-2033 & HS-2132	HS-2032	N/A
60" Width B-1500SS B-1650SS	N/A	N/A	UNIVERSAL TOP KIT INCLUDED HS-2111	N/A	UNIVERSAL TOP KIT INCLUDED <i>(HS-5397 for IM-500)</i>	N/A	UNIVERSAL TOP KIT INCLUDED	UNIVERSAL TOP KIT INCLUDED
30" Width DB-200H DM-200B	HS-2036 <i>(KM Units Only)</i>	N/A	NO TOP KIT NEEDED <i>(KML Units Only)</i>	N/A	N/A	N/A	N/A	N/A

†BD-300PF/SF: bin fits KMD-410M, KMS-822M, FD-650M-C, & FD-1002M-C without a top kit extension

‡BD-500PF/SF: bin fits KMD-460M, KMD-530M, & KMD-860M without a top kit extension

Any KMS[®] FD on bin need Top Kit Extension:

Model Number	For Use With	List F.O.B. Griffin
HS-2129	B-500 bins	\$270
HS-2130	B-700 bins	\$306
HS-2131	B-800 bins	\$371
HS-2132	B-900 bins	\$452
HS-2147	B-1150 & 1300 bins	\$239

§Excludes KMS-830MLH

BD Bin Applications - See Ice Storage Bins
KMH-2000/2100S - Kloppenberg Bins Only


Model Number	Description	List F.O.B. Griffin
HS-2032	4" ABS Top Kit	\$203
HS-2033	8" ABS Top Kit	\$220
HS-2034	14" ABS Top Kit	\$226
HS-2035	22" ABS Top Kit	\$239
HS-2036*	(2) 4" ABS Top Kits for DB applications	\$203
HS-2111	11.3" x 26.2" Stainless Cover/Separator	FREE
HS-2148	30" x 3.1" Stainless Cover	\$197
HS-2160**	2 KM-901M Stainless Cover/Separator	\$861
HS-5397	Top Kit for IM-500 on B-1150/1300/1500/1650	\$206



REMOTE CONDENSER

AIR-COOLED REMOTE CONDENSERS - URC / SRC / SRK

An Ice Machine with a **Remote Air Condenser** provides quiet operation at the icemaker location, improves efficiency, and saves energy with cooler operation. Sturdy construction and weather-resistant cabinet finish provides long life operation. Remote condensers may be installed outdoors up to 55 feet from the icemaker. For installations exceeding 55 feet, contact a Factory Technical Service Representative at 800-233-1940.



Model Number	For Use With	Electrical	Dimensions W x D x H (Height includes legs)	Shipping Weight	List F.O.B. Griffin
URC-5F	KM-520MRJ, KMD-530MRH, KM-660MRJ, FD-650MRH-C, FD-1002MRJ-C, F-1002MRJ(-C)	115/60/1	21 ^{15/16} " x 14 ^{1/8} " x 32 ^{13/16} "	60 Lbs.	\$1,550
Accessories					
Tubing Kit: R404-2046-2 - 20' Pre-charged R-404A					\$412
R404-3546-2 - 35' Pre-charged R-404A					\$536
HS-2150 - Quick-Connect Kit (not required if line set is ordered)					\$214

Model Number	For Use With	Electrical	Dimensions W x D x H (Height includes legs)	Shipping Weight	List F.O.B. Griffin
SRK-8H	KMS-830MLH	230/60/1 **	35 ^{11/16} " x 25 ^{3/8} " x 37"	206 Lbs.	\$4,500
Accessories					
Tubing Kit: HS-0250 - 25' Brazing Required R-404A					\$407
HS-0251 - 35' Brazing Required R-404A					\$521
HS-0252 - 55' Brazing Required R-404A					\$655
**3 wire with neutral for 115V For use with KMS-830MLH					

Model Number	For Use With	Electrical	Dimensions W x D x H (Height includes legs)	Shipping Weight	List F.O.B. Griffin
URC-9F	KML-700MRJ, KMD-860MRJ	115/60/1	35 ^{11/16} " x 14 ^{1/16} " x 36 ^{1/2} "	95 Lbs.	\$1,780
Accessories					
Tubing Kit: R404-2068-2 - 20' Pre-charged R-404A					\$412
R404-3568-2 - 35' Pre-charged R-404A					\$536
R404-5568-2 - 55' Pre-charged R-404A					\$683
HS-2150 - Quick-Connect Kit (not required if line set is ordered)					\$214

Model Number	For Use With	Electrical	Dimensions W x D x H (Height includes legs)	Shipping Weight	List F.O.B. Griffin
SRC-10J	FS-1001MLJ-C, FS-1022MLJ-C	230/60/1	38" x 29" x 37"	270 Lbs.	\$3,880
Accessories					
Tubing Kit: HS-5299 - 25' Brazing Required R-404A					\$407
HS-5300 - 35' Brazing Required R-404A					\$521
HS-5301 - 55' Brazing Required R-404A					\$655



REMOTE CONDENSER

Model Number	For Use With	Electrical	Dimensions W x D x H (Height includes legs)	Shipping Weight	List F.O.B. Griffin
SRK-10J	KMS-822MLJ	230/60/1**	38" x 29" x 37"	226 Lbs.	\$4,500
Accessories					
Tubing Kit: HS-0250 - 25' Brazing Required R-404A					\$407
HS-0251 - 35' Brazing Required R-404A					\$521
HS-0252 - 55' Brazing Required R-404A					\$655
**3 wire with neutral for 115V					

Model Number	For Use With	Electrical	Dimensions W x D x H (Height includes legs)	Shipping Weight	List F.O.B. Griffin
SRK-12J	KMS-1122MLJ	230/60/1**	50" x 19 ^{1/2} " x 43"	273 Lbs.	\$4,990
SRK-12J3	KMS-1122MLJ	230/60/3	50" x 19 ^{1/2} " x 43"	273 Lbs.	\$5,190
Accessories					
Tubing Kit: HS-0250 - 25' Brazing Required R-404A					\$407
HS-0251 - 35' Brazing Required R-404A					\$521
HS-0252 - 55' Brazing Required R-404A					\$655
**3 wire with neutral for 115V					

Model Number	For Use With	Electrical	Dimensions W x D x H (Height includes legs)	Shipping Weight	List F.O.B. Griffin
SRC-14J	FS-1500MLJ-C	230/60/1	37 ^{3/4} " x 26 ^{5/8} " x 37"	235 Lbs.	4,810
Accessories					
Tubing Kit: HS-5323 - 25' Brazing Required R-404A					\$407
HS-5324 - 35' Brazing Required R-404A					\$521
HS-5325 - 55' Brazing Required R-404A					\$655
**3 wire with neutral for 115V					

Model Number	For Use With	Electrical	Dimensions W x D x H (Height includes legs)	Shipping Weight	List F.O.B. Griffin
SRK-15J	KMS-1402MLJ	230/60/1**	50" x 19 ^{1/2} " x 43"	275 Lbs.	\$5,550
SRK-15J3	KMS-1402MLJ	230/60/3	50" x 19 ^{1/2} " x 43"	275 Lbs.	\$5,650
Accessories					
Tubing Kit: HS-0250 - 25' Brazing Required R-404A					\$407
HS-0251 - 35' Brazing Required R-404A					\$521
HS-0252 - 55' Brazing Required R-404A					\$655
**3 wire with neutral for 115V					

Model Number	For Use With	Electrical	Dimensions W x D x H (Height includes legs)	Shipping Weight	List F.O.B. Griffin
URC-14F	KM-901MRJ(3), KM-1100MRJ, KM-1301SRJ(3), KM-1340MRJ(3), F-1501MRJ(-C)	115/60/1	35 ^{11/16} " x 14 ^{1/16} " x 36 ^{1/2} "	110 Lbs.	\$1,850
Accessories					
Tubing Kit: R404-2068-2 - 20' Pre-charged R-404A					\$412
R404-3568-2 - 35' Pre-charged R-404A					\$536
R404-5568-2 - 55' Pre-charged R-404A					\$683
HS-2150 - Quick-Connect Kit (not required if line set is ordered)					\$214
HS-5102 - Hail Guard Kit					\$257



REMOTE CONDENSER

Model Number	For Use With	Electrical	Dimensions W x D x H (Height includes legs)	Shipping Weight	List F.O.B. Griffin
SRK-20J SRK-20J3	KMS-2000MLJ KMS-2000MLJ	230/60/1** 230/60/3	59 ^{9/16} " x 19 ^{1/2} " x 45" 59 ^{9/16} " x 19 ^{1/2} " x 45"	325 Lbs. 325 Lbs.	\$10,000 \$10,100
Accessories					
Tubing Kit: HS-0243 - 25' Brazing Required R-404A					\$407
HS-0244 - 35' Brazing Required R-404A					\$521
HS-0245 - 55' Brazing Required R-404A					\$701
**3 wire with neutral for 115V					

Model Number	For Use With	Electrical	Dimensions W x D x H (Height includes legs)	Shipping Weight	List F.O.B. Griffin
URC-22F	KM-1601MRJ(3), KM-1601SRJ(3), KM-1900SRJ(3), KM-2200SRJ3, KMH-2100SRJ(3), F-2001MRJ(-C)	115/60/1	46 ^{3/8} " x 14 ^{1/8} " x 40 ^{1/2} "	165 Lbs.	\$2,690
URC-26J	KM-2600SRJ3	115/60/1	46 ^{3/8} " x 14 ^{1/8} " x 40 ^{1/2} "	273 Lbs.	\$3,490
Accessories					
Tubing Kit: R404-20610 - 20' Pre-charged R-404A					\$412
R404-35610 - 35' Pre-charged R-404A					\$531
R404-55610 - 55' Pre-charged R-404A					\$714
HS-2150 - Quick-Connect Kit (not required if line set is ordered)					\$214
HS-5095 - Hail Guard Kit					\$181

REMOTE CONDENSER MATRIX

Remote Condenser	Ice Machines	Shipping Weight	Line Sets - PRE-CHARGED		
			20' Length	35' Length	55' Length
URC-5F	KM-520MRJ, KMD-530MRH, KM-660MRJ, FD-650MRJ-C, FD-1001MRJ-C, F-1001MRJ(-C), F-1002MRJ(-C)	60 Lbs.	R404-2046-2	R404-3546-2	N/A
URC-9F	KML-700MRJ, KMD-860MRJ	95 Lbs.	R404-2068-2	R404-3568-2	R404-5568-2
URC-14F	KM-901MRJ(3), KM-1100MRJ, KM-1301SRJ(3), KM-1340MRJ(3), F-1501MRJ(-C)	110 Lbs.	R404-2068-2	R404-3568-2	R404-5568-2
URC-22F	KM-1601MRJ(3), KM-1601SRJ(3), KM-1900SRJ(3), KM-2200SRJ3, KMH-2100SRJ(3), F-2001MRJ(3)(-C)	165 Lbs.	R404-20610	R404-35610	R404-55610
URC-26J	KM-2600SRJ3	273 Lbs.	R404-20610	R404-35610	R404-55610

Remote Condenser	Ice Machines	Shipping Weight	Line Sets - BRAZING REQUIRED		
			25' Length	35' Length	55' Length
SRC-10J	FS-1001MLJ-C, FS-1022MLJ-C	270 Lbs.	HS-5299*	HS-5300*	HS-5301*
SRK-8H	KMS-830MLH	206 Lbs.	HS-0250*	HS-0251*	HS-0252*
SRK-10J	KMS-822MLJ	226 Lbs.	HS-0250*	HS-0251*	HS-0252*
SRK-12J SRK-12J3	KMS-1122MLJ	275 Lbs.	HS-0250*	HS-0251*	HS-0252*
SRC-14J	FS-1500MLJ-C	235 Lbs.	HS-5323*	HS-5324*	HS-5325*
SRK-15J SRK-15J3	KMS-1402MLJ	275 Lbs.	HS-0250*	HS-0251*	HS-0252*
SRK-20J SRK-20J3	KMS-2000MLJ	325 Lbs.	HS-0243*	HS-0244*	HS-0245*

*Line sets require Refrigerant



WATER FILTRATION

Model Number	Description	Undercounter KMs	KM Cubers	IM Cubers	Flakers / Cubelet	DCMs
H9320-51 Use E-10 10" Prefilter	Single	AM-50, KM-80, 115, 160 KM-230, 300	KM-350, 520, 660 KML-325, 500, 700 KMD-410, 460, 530 KMS-830 DKM-500	IM-200,500	All Models	All Models
H9320-52 Use E-20 20" Prefilter	Twin	N/A	KM-901, 1100, 1340, KMD-860 KMS-822, 1122, 1402	N/A	N/A	N/A
H9320-53 Use E-20 20" Prefilter	Triple	N/A	KM-1301, 1601, 1900, KM-2200, 2600 KMH-2100 KMS-2000	N/A	N/A	N/A
H9655-11	Replacement Cartridge (1) One each					

Recommended water filter configurations based on average ice machine usage and regular filter replacement. If your operation has challenging water conditions or higher usage, then it may be necessary to use an additional filter or prefilter.

Water Filters	Description	Height of System (Manifold + Cartridge)	List F.O.B. Griffin
H9320-51	Single	18.4" H	\$387
H9320-52	Twin	19.11" H	\$663
H9320-53	Triple	19.15" H	\$914
H9655-11	Replacement Cartridge each		\$153
H9655-06	Replacement Cartridge (6 pk)		\$742

Prefilters	Description	Height of System (Manifold + Cartridge)	List F.O.B. Griffin
9534-26	E-20 Replacement Cartridges (6 pk)		\$171
9534-12	E-10 Replacement Cartridges (12 pk)		\$183
9534-20	E-20 Replacement Cartridges (20 pk)		\$376
9534-40	E-10 Replacement Cartridges (40 pk)		\$356
9795-80	E-10 Prefilter (10")		\$219
9795-90	E-20 Prefilter (20")		\$297



Triple Configuration Shown
(Single and Twin Configurations Available)



EcO₃Ice OZONE SYSTEM

Model Number	Description Flow Rate (Gal. per min.)	Undercounter KMs	KM Cubers	IM Cubers	Flakers / Cubelet	DCMs
HS-5282	Low Flow (.34 GPM)	AM-50B KM-80B KM-160B	N/A	N/A	All Models	N/A
HS-5283	Standard Flow (1.3 GPM)	KM-230B KM-300B	KM-350M KML-325M, 500M KMD-410M DKM-500B	IM-200BAB IM-500SAA	N/A	N/A
HS-5284	Fast Flow (4.2 GPM)	N/A	KM 520M, 660M, 901M, 1301S, 1340M, 1601M, 1601S, 1900S, 2200S, 2600S KMD 460M, 530M, 860M, 901M KML-700M KMS 822M, 830M, 1122M, 1401M, 2000M KMH-2100S	N/A	N/A	N/A
HS-5285	Replacement Cartridge (1) One each					

Model Number	Description	Overall Dimensions Model W x D x H	List F.O.B. Griffin
HS-5282	Low Flow (.34 GPM)	3.8" x 3.6" x 8.0"	\$884
HS-5283	Standard Flow (1.3 GPM)	3.8" x 3.6" x 8.0"	\$884
HS-5284	Fast Flow (4.2 GPM)	5.98" x 3.6" x 9.28"	\$884
HS-5285	Replacement Cartridge each		\$512

The compact EcO₃Ice ozone device uses a unique, synthetic diamond-based technology that continuously treats incoming water used by ice machines, killing bacteria, yeast and mold in the ice-making path from beginning to end. Reduces biofilm build-up, greatly extending required time between cleanings. With each cycle, EcO₃Ice creates a small, safe but effective amount of pure ozone - nature's own sanitizer - which continuously treats the machine interior, storage bin, dispenser and drains.



HS-5282 - EcO₃Ice Low Flow Ozone System
HS-5283 - EcO₃Ice Standard Flow Ozone System



HS-5284
EcO₃Ice Fast Flow Ozone System



HS-5285
EcO₃Ice Ozone System
Replacement Cartridge





SUSHI CASES

Features & Benefits of HOSHIZAKI Sushi Cases

- Energy efficient LED lights with on/off switch
- Elegant curved front glass design enhances product on display
- Condenser airflow comes in the back and out the side
- Large diameter 1" drain at front, vinyl hose included
- NSF approved thermometer
- Easy to clean ceiling
- Plate space on top of unit, 5.6 inches
- Larger front to back interior, 11 inches
- Interior floor has a radius at all four sides
- Self-contained refrigeration unit - easy to install
- Large diameter upper evaporator with tin plating
- Slightly taller doors with plastic seal at end, opposite of the handle
- Solid food plates with radius groove to fit sushi foods



Model Number	Condenser	Refrigeration Unit Location (Front View)	Dimensions W x D x H	Shipping Dimensions W x D x H	Electrical	Shipping Weight	List F.O.B. Griffin
HNC-120BA-R-SL	Air-Cooled	Right Side	47 ^{1/4} " x 13 ^{5/8} " x 11"	51 ^{1/4} " x 16 ^{7/8} " x 20 ^{3/8} "	115V/60/1	104 Lbs.	\$4,933
HNC-120BA-L-SL	Air-Cooled	Left Side	47 ^{1/4} " x 13 ^{5/8} " x 11"	51 ^{1/4} " x 16 ^{7/8} " x 20 ^{3/8} "	115V/60/1	104 Lbs.	\$4,933
HNC-150BA-R-SL	Air-Cooled	Right Side	59 ^{1/16} " x 13 ^{5/8} " x 11"	63" x 16 ^{7/8} " x 20 ^{3/8} "	115V/60/1	126 Lbs.	\$5,330
HNC-150BA-L-SL	Air-Cooled	Left Side	59 ^{1/16} " x 13 ^{5/8} " x 11"	63" x 16 ^{7/8} " x 20 ^{3/8} "	115V/60/1	126 Lbs.	\$5,330
HNC-180BA-R-SL	Air-Cooled	Right Side	70 ^{7/8} " x 13 ^{5/8} " x 11"	74 ^{13/16} " x 16 ^{7/8} " x 20 ^{3/8} "	115V/60/1	139 Lbs.	\$5,960
HNC-180BA-L-SL	Air-Cooled	Left Side	70 ^{7/8} " x 13 ^{5/8} " x 11"	74 ^{13/16} " x 16 ^{7/8} " x 20 ^{3/8} "	115V/60/1	139 Lbs.	\$5,960
HNC-210BA-R-SL	Air-Cooled	Right Side	82 ^{11/16} " x 13 ^{5/8} " x 11"	86 ^{5/8} " x 16 ^{7/8} " x 20 ^{3/8} "	115V/60/1	157 Lbs.	\$6,592
HNC-210BA-L-SL	Air-Cooled	Left Side	82 ^{11/16} " x 13 ^{5/8} " x 11"	86 ^{5/8} " x 16 ^{7/8} " x 20 ^{3/8} "	115V/60/1	157 Lbs.	\$6,592


"R" - Condensing Unit is on RIGHT from front view

"L" - Condensing Unit is on LEFT from front view

Not intended for overnight storage. NSF Standard 7




HNC-120BA-L-SL



HNC-210BA-L-SL



HNC-150BA-L-SL



HNC-180BA-L-SL



STEELHEART



HOSHIZAKI'S Steelheart Series is a commercial line engineered for durability, performance and efficiency. As anyone that runs a commercial kitchen knows, only the strong survive. Just like our legendary ice makers, we've designed our new refrigeration series to survive conditions that would send lesser equipment to the scrap yard. Without compromising performance, Hoshizaki seeks natural solutions such as sustainable materials and hydrocarbon refrigerants for a clean and healthy environment. Combined with Hoshizaki's unique ducted airflow technology, food products remain fresh, nutritious, and safe as a result of uniform temperatures and quick recovery.

- All Stainless construction - inside and out.
- Durable and easy to clean.
- Designed to be reliable.
- Fewer parts and non-critical features means less service calls.
- Top mount refrigeration is easier to clean and creates more interior and exterior storage space.
- Uprights accommodate full-size tray pans and roll through standard entryways with casters.
- Uses environmentally friendly R290 hydrocarbon refrigerant
- Endlessly configurable to meet workflow needs
- Maintains NSF safe temperatures in 100° environments.
- Air circulates evenly, even when over-stuffed.

REFRIGERATION MODEL NUMBER IDENTIFICATION CODE



HORIZONTAL REFRIGERATION | MODEL NUMBER IDENTIFICATION CODE

S R 48 A - 12MD2

Series Identification

- U Undercounter
- W Worktop
- S Sandwich Prep/Mega Top
- P Pizza Prep
- C Chef Base

Model Identification

- R Refrigerator
- F Freezer

Unit Width

In Inches

Series Modification

- A Alphabetically increases per model revisions

Options Configuration

- LP / -D Low Profile / Drawers
- # / -#D# Number of 1/2-Sized Pan Capacity / Number of 1/2-Sized Pan Capacity with Number of Drawers in Sandwich Prep
- #M / -#MD# Number of 1/2-Sized Pan Capacity / Number of 1/2-Sized Pan Capacity with Number of Drawers in Mega Top
- 01 Unit with Cylinder Lock

SR48A-18MD2

Mega Top Prep Table,
Refrigerator,
48" Wide,

*Revision A**

(18) 1/2-Sized Pan Capacity in Rail,
Door and 2 Drawers

* The series modification letter can be generally ignored when talking about the unit, this letter is only important if you are getting Tech Support or ordering service parts.

UPRIGHT REFRIGERATION | MODEL NUMBER IDENTIFICATION CODE

R 1 A - FS

Model Identification

- R Refrigerator
- F Freezer

Number of Sections

1 / 2 / 3 One, Two, or Three Sections

Series Modification

- A Alphabetically increases per model revisions

Door Configuration

- FS / -HS Full Height or Half Height Stainless Door
- FG / -HG Full Height or Half Height Glass Door
- FSL / -HSL Full Height or Half Height Stainless Door, Left Hand Hinge

R1A-FS

Upright Refrigerator,
One Section,

*Revision A**

Full Stainless Door

* The series modification letter can be generally ignored when talking about the unit, this letter is only important if you are getting Tech Support or ordering service parts.



WARRANTY

EFFECTIVE: April 1, 2019

Supersedes all previous price lists

TERMS and CONDITIONS

Prices are F.O.B. Factory. All prices and specifications are subject to change without notice. HOSHIZAKI reserves the right to determine point of shipment.

TERMS:

Terms are such as the Company may extend to the purchaser.

LOST OR DAMAGED SHIPMENTS:

Whenever seller shall deliver or cause to be delivered to a common carrier any goods ordered by consignee, whether the particular common carrier shall have been designated in the shipping instructions of the consignee or not, seller shall not be responsible for any delays or damage in shipment and the common carrier to which seller shall deliver goods shipped to the consignee is hereby declared to the agent of the consignee. Therefore it is the responsibility of the consignee to file claim with the carrier for lost or damaged shipments.

WARRANTY

All units to be free from manufacturing defects, covered by:

Commercial Series Refrigerators & Freezers

- 3-Year - Parts & Labor on entire machine.
- 5-Year - Parts on Compressor.

Compact Undercounter Refrigerators - HR24B & HR15A

- 3-Year - Parts & Labor on entire machine.

Back Bar Refrigerators & Glass Door Merchandisers

- 3-Year - Parts & Labor on entire machine.
- 5-Year - Parts on Compressor.

Warranty

Warranty valid in United States, Canada, Puerto Rico, & U.S. Territories only. Contact Factory for Warranty in other Countries. Refer to manufacturer's full warranty for complete details. Suggested List Prices are intended only as a guide. This does not restrict the price seller may establish due to market conditions.

AGENCY LISTINGS and MARKS



UPRIGHT REFRIGERATORS



R1A-FS(L)
ENERGY STAR
Qualified

R1A-HS(L)
ENERGY STAR
Qualified

R2A-FS

R2A-HS

R3A-FS

R3A-HS

- Stainless steel interior and exterior front, sides and top
- Unique ducted air distribution system, achieves uniform cabinet temperatures even when full
- Energy efficient thermostatic expansion valve
- Self-closing stainless steel doors with spring assist hinges, stay open feature and locks
- 4" Heavy duty stem casters standard

Model Number	R1A-FS(L)	R1A-HS(L)	R2A-FS	R2A-HS	R3A-FS	R3A-HS
Nominal Storage Capacity	23.61 ft ³	23.61 ft ³	52.16 ft ³	52.16 ft ³	80.71 ft ³	80.71 ft ³
Interior Storage Capacity (AHAM)	23.10 ft ³	23.10 ft ³	50.37 ft ³	50.37 ft ³	79.03 ft ³	79.03 ft ³
Overall Dimensions (W x D x H including 4" casters)	27.5" x 33.5" x 79.5"	27.5" x 33.5" x 79.5"	55" x 33.5" x 79.5"	55" x 33.5" x 79.5"	82.5" x 33.5" x 79.5"	82.5" x 33.5" x 79.5"
Depth with doors open at 90°	59.25"	59.25"	59.25"	59.25"	59.25"	59.25"
Interior Door opening width	21.75"	21.75"	21.75"	21.75"	21.75"	21.75"
Interior Door opening height	59.25"	59.25"	59.25"	79.5"	59.25"	27.75"
Adjustable Shelves	3	3	6	6	9	9
Center Shelves	N/A	N/A	3	3	6	6
Shelf Dimensions (W x D)	21.25" x 26"	21.25" x 26"	(L/R) 21.25" x 26" (C) 6" x 18"	(L/R) 21.25" x 26" (C) 6" x 18"	21.25" x 26"	21.25" x 26"
Crated Shipping Weight	345 lbs.	345 lbs.	562 lbs.	562 lbs.	811 lbs.	811 lbs.
Crated Shipping Dimensions (L x W x H)	37.5" x 31.5" x 81"	37.5" x 31.5" x 81"	58" x 37.5" x 81"	58" x 37.5" x 81"	86" x 37.5" x 81"	86" x 37.5" x 81"
Voltage	115V/60/1	115V/60/1	115V/60/1	115V/60/1	115V/60/1	115V/60/1
Amperage (AMP)	4.3	4.3	7.1	7.1	8.6	8.6
HACR Breaker (AMP)	15	15	15	15	15	15
Energy Consumption (kWh / day) ASHRAE	1.25	1.25	3.47	2.48	N/A	N/A
*Heat Rejection (BTU / hr)	317	317	513	513	696	696
Voltage Range	104 - 126	104 - 126	104 - 126	104 - 126	104 - 126	104 - 126
Ambient Temp. Range	45° - 100°F	45° - 100°F	45° - 100°F	45° - 100°F	45° - 100°F	45° - 100°F
Control Set Point Range	33° - 52°F	33° - 52°F	31° - 52°F	31° - 52°F	31° - 52°F	31° - 52°F
Refrigerant	R290	R290	R290	R290	R290	R290
List F.O.B. Griffin	\$6,520	\$7,780	\$8,680	\$10,540	\$15,130	\$17,290

*Based on 100°F ambient cycling at set point

See Refrigeration Accessories on pages 76-79 for options and prices



UPRIGHT REFRIGERATORS



R1A-FG



R1A-HG



R2A-FG



R2A-HG



CR3S-FGE

- Stainless steel interior and exterior front, sides and top
- Energy efficient thermostatic expansion valve/self contained refrigeration system
- Unique ducted air distribution system, achieves a uniform cabinet temperatures even when full

- Lockable doors are energy efficient multi pane, argon filled
- All models come with energy efficient vertical LED lights
- 4" Heavy duty stem casters standard



Model Number	R1A-FG	R1A-HG	R2A-FG	R2A-HG	CR3S-FGE
Nominal Storage Capacity	23.61 ft ³	23.61 ft ³	52.16 ft ³	52.16 ft ³	74.3 ft ³
Interior Storage Capacity (AHAM)	23.10 ft ³	23.10 ft ³	50.37 ft ³	50.37 ft ³	68.1 ft ³ Total; 47.2 ft ³ (L) / 20.9 ft ³ (R)
Overall Dimensions (W x D x H including 4" casters)	27.5" x 34.5" x 79.5"	27.5" x 34.5" x 79.5"	55" x 34.5" x 79.5"	55" x 34.5" x 79.5"	83" x 34.75" x 79.5"
Depth with doors open at 90°	57"	57"	57"	57"	57.25"
Interior Door opening width	21.75"	21.75"	21.75"	21.75"	22"
Interior Door opening height	59.25"	27.75"	59.25"	27.75"	59.5"
Adjustable Shelves	3	3	6	6	9 Total; 6 (L) / 3 (R)
Center Shelves	N/A	N/A	3	3	N/A
Shelf Dimensions (W x D)	21.25" x 26"	21.25" x 26"	(L/R) 21.25" x 26" (C) 6" x 18"	(L/R) 21.25" x 26" (C) 6" x 18"	(L) 24" x 24.75" (R) 21.25" x 26"
Crated Shipping Weight	350 lbs.	350 lbs.	570 lbs.	570 lbs.	895 lbs.
Crated Shipping Dimensions (L x W x H)	37.5" x 31.5" x 81"	37.5" x 31.5" x 81"	58" x 37.5" x 81"	58" x 37.5" x 81"	86" x 37.5" x 83"
Voltage	115V/60/1	115V/60/1	115V/60/1	115V/60/1	115V/60/1
Amperage (AMP)	4.7	4.7	7.2	7.2	12
HACR Breaker (AMP)	15	15	15	15	20
Energy Consumption (kWh / day) ASHRAE	2.47	2.47	5.05	5.05	4.85 (L) / 2.56 (R)
*Heat Rejection (BTU / hr)	639	639	978	978	928 (L) / 570 (R)
Voltage Range	104 - 126	104 - 126	104 - 126	104 - 126	104 - 126
Ambient Temp. Range	45° - 100°F	45° - 100°F	45° - 100°F	45° - 100°F	45° - 100°F
Control Set Point Range	31° - 52°F	31° - 52°F	31° - 52°F	31° - 52°F	31° - 52°F
Refrigerant	R290	R290	R290	R290	R-134a
List F.O.B. Griffin	\$8,100	\$9,550	\$11,110	\$12,450	\$20,330

*Based on 100°F ambient cycling at set point
See Refrigeration Accessories on pages 76-79 for options and prices

UPRIGHT FREEZERS



- Stainless steel interior and exterior front, sides and top
- 4" Heavy duty stem casters standard
- Unique ducted air distribution system, achieves a uniform cabinet temperatures even when full
- Energy efficient thermostatic expansion valve
- Self-closing stainless steel doors with spring assist hinges, stay open feature and locks

Model Number	F1A-FS(L)	F1A-HS(L)	F2A-FS	F2A-HS	F3A-FS	F3A-HS
Nominal Storage Capacity	23.61 ft ³	23.61 ft ³	52.16 ft ³	52.16 ft ³	80.71 ft ³	80.71 ft ³
Interior Storage Capacity (AHAM)	23.1 ft ³	23.10 ft ³	50.37 ft ³	50.37 ft ³	79.03 ft ³	79.03 ft ³
Overall Dimensions (W x D x H including 4" casters)	27.5" x 33.5" x 79.5"	27.5" x 33.5" x 79.5"	55" x 33.5" x 79.5"	55" x 33.5" x 79.5"	82.5" x 33.5" x 79.5"	82.5" x 33.5" x 79.5"
Depth with doors open at 90°	59.25"	59.25"	59.25"	59.25"	59.25"	59.25"
Interior Door opening width	21.75"	22"	21.75"	21.75"	21.75"	21.75"
Interior Door opening height	59.25"	27.75"	59.25"	27.75"	59.25"	27.75"
Adjustable Shelves	3	3	6	6	9	9
Center Shelves	N/A	N/A	3	3	6	6
Shelf Dimensions (W x D)	21.25" x 26"	21.25" x 26"	(L/R) 21.25" x 26" (C) 6" x 18"	(L/R) 21.25" x 26" (C) 6" x 18"	21.25" x 26"	21.25" x 26"
Crated Shipping Weight	345 lbs.	345 lbs.	562 lbs.	562 lbs.	830 lbs.	830 lbs.
Crated Shipping Dimensions (L x W x H)	31.5" x 37.5" x 81"	31.5" x 37.5" x 81"	58" x 37.5" x 81"	58" x 37.5" x 81"	86" x 37.5" x 81"	86" x 37.5" x 81"
Voltage	115V/60/1	115V/60/1	115V/60/1	115V/60/1	230V/60/1	230V/60/1
Amperage (AMP)	8.46	8.5	8.7	8.7	9	9
HACR Breaker (AMP)	15	15	15	15	15	15
Energy Consumption (kWh / day) ASHRAE	6.25	6.25	12.16	12.16	N/A	N/A
*Heat Rejection (BTU / hr)	1178	1178	1820	1820	3128	3128
Voltage Range	104 - 126	104 - 126	104 - 126	104 - 126	104 - 126	104 - 126
Ambient Temp. Range	45° - 100°F	45° - 100°F	45° - 100°F	45° - 100°F	45° - 100°F	45° - 100°F
Control Set Point Range	-10° - +12°F	-10° - +12°F	-10° - +12°F	-10° - +12°F	-10° - +12°F	-10° - +12°F
Refrigerant	R290	R290	R290	R290	R290	R290
List F.O.B. Griffin	\$8,140	\$9,270	\$11,420	\$13,040	\$16,950	\$18,810

*Based on 100°F ambient cycling at set point
See Refrigeration Accessories on pages 76-79 for options and prices





UPRIGHT FREEZERS



F1A-FG



F1A-HG



F2A-FG



F2A-HG

- Stainless steel interior and exterior front, sides and top
- Energy efficient thermostatic expansion valve
- Unique ducted air distribution system, achieves a uniform cabinet temperatures even when full
- Lockable doors are energy efficient multi pane, argon filled
- All models come with energy efficient vertical LED lights
- 4" Heavy duty stem casters standard

Model Number	F1A-FG	F1A-HG	F2A-FG	F2A-HG
Nominal Storage Capacity	23.61 ft ³	23.61 ft ³	52.16 ft ³	52.16 ft ³
Interior Storage Capacity (AHAM)	23.10 ft ³	23.10 ft ³	50.37 ft ³	50.37 ft ³
Overall Dimensions (W x D x H including 4" casters)	27.5" x 34.5" x 79.5"	27.5" x 34.5" x 79.5"	55" x 34.75" x 79.5"	55" x 34.75" x 79.5"
Depth with doors open at 90°	57"	57"	57"	57"
Interior Door opening width	21.75"	21.75"	21.75"	21.75"
Interior Door opening height	59.25"	27.75"	59.25"	27.75"
Adjustable Shelves	3	3	6	6
Center Shelves	N/A	N/A	3	3
Shelf Dimensions (W x D)	21.25" x 26"	21.25" x 26"	(L/R) 21.25" x 26" (C) 6" x 18"	(L/R) 21.25" x 26" (C) 6" x 18"
Crated Shipping Weight	365 lbs.	365 lbs.	602 lbs.	602 lbs.
Crated Shipping Dimensions (L x W x H)	31.5" x 37.5" x 81"	31.5" x 37.5" x 81"	58" x 37.5" x 81"	58" x 37.5" x 81"
Voltage	115V/60/1	115V/60/1	115V/60/1	115V/60/1
Amperage (AMP)	8.5	8.5	9.1	9.1
HACR Breaker (AMP)	15	15	15	15
Energy Consumption (kWh / day) ASHRAE	7.73	7.73	16.3	16.3
*Heat Rejection (BTU / hr)	806	806	1694	1694
Voltage Range	104 - 126	104 - 126	104 - 126	104 - 126
Ambient Temp. Range	45° - 100°F	45° - 100°F	45° - 80°F	45° - 100°F
Control Set Point Range	-10° - +12°F	-10° - +12°F	-10° - +12°F	-10° - +12°F
Refrigerant	R290	R290	R290	R290
List F.O.B. Griffin	\$11,990	\$12,300	\$16,950	\$17,710

*Based on 100°F ambient cycling at set point
See Refrigeration Accessories on pages 76-79 for options and prices

COMPACT UNDERCOUNTER REFRIGERATOR



HR15A



HR24B
ENERGY STAR
Qualified

- Stainless steel exterior
- UL approval for outdoor use
- ADA Compliant

- Door is stainless steel exterior, and is field reversible
- Ducted air flow for even air distribution throughout cabinet

Model Number	HR15A	HR24B
Interior Storage Capacity (AHAM)	2.54 ft ³	4.0 ft ³
Overall Dimensions (W x D x H including legs)	14.8" x 25.75" x 31.5"	23.4" x 24.5" x 31.5"
Depth with doors open at 90°	37.25"	51.5"
Interior Door opening width	25.75"	18.1"
Adjustable Shelves	2	3
Shelf Dimensions (W x D)	(2) 10" x 20"	(1) 19.13" x 17" (2) 19.13" x 12"
Crated Shipping Weight	115 lbs	115 lbs
Crated Shipping Dimensions (L x W x H)	18.75" x 30.6" x 37"	24" x 26" x 36.6"
Voltage	115V/60/1	115V/60/1
Amperage (AMP)	.9	1.15
HACR Breaker (AMP)	15	15
Energy Consumption (kWh / day) ASHRAE	0.76	0.51
Voltage Range	104 - 127	104 - 127
Ambient Temp. Range	45° - 90°F	60° - 95°F
Control Set Point Range	33° - 41°F	34° - 52°F
Refrigerant	R600a	R600a
List F.O.B. Griffin	\$2,350	\$2,950





UNDERCOUNTER REFRIGERATORS



- Stainless steel interior and exterior front, sides and top
- Engineered to maintain NSF-7 temperatures in 100°F ambient
- Field reversible doors
- Cabinet and doors are insulated with 2" foamed in place polyurethane
- 4" Stem casters standard (2.25" casters - LP model)
- Electronic controls

Model Number	UR27A UR27A-01** (01 Cylinder Door Lock)	UR27A-LP Low Profile unit meets ADA requirements	UR36A UR36A-01** (01 Cylinder Door Lock)	UR48A UR48A-01** (01 Cylinder Door Lock)	UR60A UR60A-01** (01 Cylinder Door Lock)	UR72A UR72A-01** (01 Cylinder Door Lock)
Nominal Storage Capacity	7.21 ft ³	7.2 ft ³	9.9 ft ³	13.66 ft ³	17.55 ft ³	21.25 ft ³
Interior Storage Capacity (AHAM)	6.22 ft ³	6.22 ft ³	8.7 ft ³	12 ft ³	15.38 ft ³	18.63 ft ³
Overall Dimensions (W x D x H including 4" casters)	27" x 30" x 33.63"	27" x 30" x 32.25"	36" x 30" x 33.63"	48" x 30" x 33.63"	60" x 31" x 33.63"	72" x 30" x 33.63"
Depth with doors open at 90°	55.5"	55.5"	58.5"	52.5"	57.5"	51.5"
Interior Door opening width	N/A	22.75"	25.5"	19.5"	25.5"	19.5"
Interior Door opening height	22.6"	22.9"	23"	23"	23"	23"
Adjustable Shelves	1	1	1	2	2	3
Shelf Dimensions (W x D)	27"x16"	22" x 16"	31" x 16"	21.5" x 16"	27.25" x 16"	22" x 16"
Crated Shipping Weight	156 lbs.	156 lbs.	157 lbs.	222 lbs.	272 lbs.	317 lbs.
Crated Shipping Dimensions (L x W x H)	31.5" x 34" x 36.5"	31.5" x 34" x 36.5"	40.5" x 34" x 36.5"	52.5" x 34" x 36.5"	62.5" x 34" x 36.5"	74" x 34" x 40.5"
Voltage	115V/60/1	115V/60/1	115V/60/1	115V/60/1	115V/60/1	115V/60/1
Amperage (AMP)	2.5	2.5	2.4	2.6	3.1	3.0
HACR Breaker (AMP)	15	15	15	15	15	15
Energy Consumption (kWh / day) ASHRAE	2.5	.63	.54	0.8	0.89	1.3
Heat Rejection (BTU / hr)	190	190	222	215	291	263.5
Voltage Range	104 - 126	104 - 126	104 - 126	104 - 126	104 - 126	104 - 126
Ambient Temp. Range	45° - 100°F	45° - 100°F	45° - 100°F	45° - 100°F	45° - 100°F	45° - 100°F
Temperature Range	32° - 52°F	32° - 52°F	32° - 52°F	32° - 52°F	32° - 52°F	32° - 52°F
Refrigerant	R290	R290	R290	R290	R290	R290
List F.O.B. Griffin	\$3,900 **\$4,150	\$3,900	\$5,290 **\$5,540	\$5,810 **\$6,310	\$6,450 **\$6,950	\$7,390 **\$8,140

**SPECIAL ORDER - Please contact your local HOSHIZAKI Sales Representative for availability.
See Refrigeration Accessories on pages 76-79 for options and prices



UNDERCOUNTER GLASS DOOR REFRIGERATORS & FREEZER



UR27A-GLP01
ENERGY STAR
Qualified



UR48A-GLP01
ENERGY STAR
Qualified



UF27A-GLP01
ENERGY STAR
Qualified

- Stainless steel interior and exterior front, sides and top
- Standard 2.25" casters (2 with brakes)
- Engineered to maintain NSF-7 temperatures in 100°F ambient
- Field reversible glass doors
- Energy efficient LED interior lights with on/off switch
- Meets ADA requirements
- Glass doors with locks are energy efficient multi pane, argon filled

Model Number	UR27A-GLP01	UR48A-GLP01	UF27A-GLP01
Nominal Storage Capacity	7.21 ft ³	13.66 ft ³	7.21 ft ³
Interior Storage Capacity (AHAM)	6.22 ft ³	12 ft ³	6.22 ft ³
Overall Dimensions W x D x H including 2.25" casters)	27" x 32.5" x 31.9"	48" x 31.5" x 31.9"	27" x 31" x 31.9"
Depth with doors open at 90°	55.5"	52"	55.5"
Interior Door opening width	22.6"	19.5"	22.6"
Interior Door opening height	23"	23"	23"
Adjustable Shelves	1	1	1
Shelf Dimensions (W x D)	22" x 16"	21.38" x 16"	22" x 16"
Crated Shipping Weight	179 lbs.	265 lbs.	156 lbs.
Crated Shipping Dimensions (L x W x H)	29.25" x 36" x 35.5"	52.5" x 36" x 35.5"	36" x 31.5" x 35.5"
Voltage	115V/60/1	115V/60/1	115V/60/1
Amperage (AMP)	2.9	2.6	2.5
HACR Breaker (AMP)	15	15	15
Energy Consumption (kWh / day) ASHRAE	.86	1.15	3.66
Heat Rejection (BTU / hr)	463	465	463
Voltage Range	104 - 126	104 - 126	104 - 126
Ambient Temp. Range	45° - 100°F	45° - 100°F	45° - 100°F
Temperature Range	32° - 52°F	32° - 52°F	-10° - 10°F
Refrigerant	R290	R290	R290
List F. O. B. Griffin	\$5,640	\$8,250	\$6,150

Made to order: Please contact your local Hoshizaki Sales Representative for availability. See Refrigeration Accessories on pages 76-79 for options and prices



UNDERCOUNTER FREEZERS



UF27A(-01)
ENERGY STAR
Qualified



UF27A-LP



UF48A(-01)



UF60A(-01)

- Stainless steel interior and exterior front, sides and top
- Engineered to maintain NSF-7 temperatures in 100°F ambient
- Field reversible doors
- Cabinet and doors are insulated with 2" foamed in place polyurethane
- 4" Stem casters standard (2.25" casters - LP model)
- Electronic controls

Model Number	UF27A UF27A-01** (01 Cylinder Door Lock)	UF27A-LP Low Profile unit meets ADA requirements	UF48A UF48A-01** (01 Cylinder Door Lock)	UF60A UF60A-01** (01 Cylinder Door Lock)
Nominal Storage Capacity	7.2 ft ³	7.2 ft ³	13.66 ft ³	17.55 ft ³
Interior Storage Capacity (AHAM)	6.22 ft ³	6.22 ft ³	11.95 ft ³	15.38 ft ³
Overall Dimensions (W x D x H including 4" casters)	27" x 30" x 33.63"	27" x 30" x 32.25"	48" x 30" x 33.63"	60" x 30" x 33.63"
Depth with doors open at 90°	54.5"	55.5"	52.5"	58.5"
Interior Door opening width	22.75"	22.75"	19.5"	25.5"
Interior Door opening height	23"	23"	23"	23"
Adjustable Shelves	1	1	2	2
Shelf Dimensions (W x D)	22" x 16"	22" x 16"	21.5" x 16"	27.25" x 16"
Crated Shipping Weight	156 lbs.	156 lbs.	222 lbs.	268 lbs.
Crated Shipping Dimensions (L x W x H)	31.5" x 34" x 36.5"	31.5" x 34" x 36.5"	52.5" x 34" x 36.5"	62" x 34" x 36.5"
Voltage	115V/60/1	115V/60/1	115V/60/1	115V/60/1
Amperage (AMP)	2.5	2.3	5.9	5.6
HACR Breaker (AMP)	15	15	15	15
Energy Consumption (kWh / day) ASHRAE	2.08	2.49	3.64	4.22
Heat Rejection (BTU / hr)	463	492	656	804.2
Voltage Range	104 - 126	104 - 126	104 - 126	104 - 126
Ambient Temp. Range	45° - 100°F	45° - 100°F	45° - 100°F	45° - 100°F
Temperature Range	-10° - +10°F	-10° - +10°F	-10° - +10°F	-10° - +10°F
Refrigerant	R290	R290	R290	R290
List F.O.B. Griffin	\$4,570 **\$4,820	\$4,740	\$6,730 **\$7,230	\$8,380 **\$8,880

****SPECIAL ORDER - Please contact your local HOSHIZAKI Sales Representative for availability.**
See Refrigeration Accessories on pages 76-79 for options and prices



UNDERCOUNTER REFRIGERATORS with DRAWERS



UR27A-D2
ENERGY STAR
Qualified



UR48A-D4
ENERGY STAR
Qualified



UR60A-D4
ENERGY STAR
Qualified



UR72A-D6
ENERGY STAR
Qualified

- Stainless steel interior and exterior front, sides and top
- Cabinet and drawers are insulated with 2" foamed in place polyurethane
- Engineered to maintain NSF-7 temperatures in 100°F ambient
- Heavy duty drawers with removeable gaskets
- 4" Stem casters standard
- Electronic controls

Model Number	UR27A-D2	UR48A-D4	UR60A-D4	UR72A-D6
Nominal Storage Capacity	7.21 ft ³	13.66 ft ³	17.55 ft ³	21.25 ft ³
Interior Storage Capacity (AHAM)	6.22 ft ³	12 ft ³	15.38 ft ³	18.63 ft ³
Overall Dimensions (W x D x H including 4" casters)	27" x 30" x 33.63"	48" x 30" x 33.63"	60" x 30" x 33.63"	72" x 30" x 33.63"
Depth with Drawer Fully Open	51"	52"	52"	52"
Drawer opening width	22.6"	19.5"	25.5"	19.5"
Drawer opening height	22.9"	22.9"	22.9"	23"
Drawer Pan Capacity (pans by others)	(1) 12" x 20" x 6" deep pan per drawer	(1) 1/2 and (1) 1/3 size pan per drawer, 6" deep	(1) 12" x 20" x 6" deep pan per drawer	(1) 1/2 and (1) 1/3 size pan per drawer, 6" deep
Pan Capacity (# of 1/6 size x 4" deep)	N/A	N/A	N/A	N/A
Crated Shipping Weight	176 lbs.	262 lbs.	308 lbs.	372 lbs.
Crated Shipping Dimensions (L x W x H)	31.5" x 34" x 36.5"	52.5" x 34" x 36.5"	62" x 34" x 36.5"	74" x 34" x 36.5"
Voltage	115V/60/1	115V/60/1	115V/60/1	115V/60/1
Amperage (AMP)	2.5	2.6	3.3	3.5
HACR Breaker (AMP)	15	15	15	15
Energy Consumption (kWh / day) ASHRAE	1.34	1.4	2.6	2.8
Heat Rejection (BTU / hr)	190	203	370	398
Voltage Range	104 - 126	104 - 126	104 - 126	104 - 126
Ambient Temp. Range	45° - 100°F	45° - 100°F	45° - 100°F	45° - 100°F
Temperature Range	32° - 52°F	32° - 52°F	32° - 52°F	32° - 52°F
Refrigerant	R290	R290	R290	R290
List F. O. B. Griffin	\$6,050	\$10,070	\$11,280	\$14,660

See Refrigeration Accessories on pages 76-79 for options and prices



UNDERCOUNTER FREEZERS WITH DRAWERS



UF27A-D2



UF48A-D4

- Stainless steel interior and exterior front, sides and top
- Cabinet and drawers are insulated with 2" foamed in place polyurethane
- Engineered to maintain NSF-7 temperatures in 100°F ambient
- Heavy duty drawers with removeable gaskets
- 4" Stem casters standard
- Electronic controls

Model Number	UF27A-D2	UF48A-D4
Nominal Storage Capacity	7.21 ft ³	13.66 ft ³
Interior Storage Capacity (AHAM)	6.22 ft ³	12 ft ³
Overall Dimensions (W x D x H including 4" casters)	27" x 30" x 33.63"	48" x 30" x 33.63"
Depth with Drawer Fully Open	52"	52"
Drawer Pan Capacity (pans by others)	(1) 12" x 20" x 6" deep pan per drawer	(1) 1/2 size and (1) 1/3 Size, 6" deep
Crated Shipping Weight	176 lbs.	262 lbs.
Crated Shipping Dimensions (L x W x H)	34" x 31.5" x 36.5"	52.5" x 34" x 36.5"
Voltage	115V/60/1	115V/60/1
Amperage (AMP)	2.5	5.9
HACR Breaker (AMP)	15	15
Energy Consumption (kWh / day) ASHRAE	4.41	5.9
Heat Rejection (BTU / hr)	627	864
Voltage Range	104 - 126	104 - 126
Ambient Temp. Range	45° - 100°F	45° - 100°F
Temperature Range	-10° - +10°F	-10° - +10°F
Refrigerant	R290	R290
List F.O.B. Griffin	\$7,190	\$10,960

See Refrigeration Accessories on pages 76-79 for options and prices



WORKTOP REFRIGERATORS



WR27A(-01)
ENERGY STAR
Qualified



WR36A(-01)
ENERGY STAR
Qualified



WR48A(-01)
ENERGY STAR
Qualified



WR60A(-01)



WR72A(-01)
ENERGY STAR
Qualified

- Stainless steel interior and exterior front, sides and top
- Cabinet and doors are insulated with 2" foamed in place polyurethane
- Engineered to maintain NSF-7 temperatures in 100°F ambient
- Field reversible doors
- Electronic controls
- 6" Stem casters standard

Model Number	WR27A WR27A-01** (01 Cylinder Door Lock)	WR36A WR36A-01** (01 Cylinder Door Lock)	WR48A WR48A-01** (01 Cylinder Door Lock)	WR60A WR60A-01** (01 Cylinder Door Lock)	WR72A WR72A-01** (01 Cylinder Door Lock)
Nominal Storage Capacity	7.21 ft ³	9.9 ft ³	13.66 ft ³	17.55 ft ³	21.25 ft ³
Interior Storage Capacity (AHAM)	6.22 ft ³	8.7 ft ³	12 ft ³	15.38 ft ³	18.63 ft ³
Overall Dimensions (W x D x H including 6" casters)	27" x 30" x 40"	36" x 30" x 40"	48" x 30" x 40"	60" x 30" x 40"	72" x 30" x 40"
Depth with doors open at 90°	55.5"	58.5"	52.5"	58.5"	51.5"
Interior Door opening width	22.6"	25.5"	19.5"	25.5"	19.5"
Interior Door opening height	23"	23"	23"	23"	23"
Adjustable Shelves	1	1	2	2	3
Shelf Dimensions (W x D)	22" x 16"	31" x 16"	21.38" x 16"	27.25" x 16"	22" x 16"
Crated Shipping Weight	156 lbs.	187 lbs.	223 lbs.	272 lbs.	317 lbs.
Crated Shipping Dimensions (L x W x H)	31.5" x 34" x 40.5"	40.5" x 34" x 40.5"	52.5" x 34" x 40.5"	62.5" x 34" x 40.5"	74.5" x 34" x 40.75"
Voltage	115V/60/1	115V/60/1	115V/60/1	115V/60/1	115V/60/1
Amperage (AMP)	2.5	2.4	2.6	3.1	4.2
HACR Breaker (AMP)	15	15	15	15	15
Energy Consumption (kWh / day) ASHRAE	.63	.54	.80	.89	1.3
Heat Rejection (BTU / hr)	190	222	215	291	263.5
Voltage Range	104 - 126	104 - 126	104 - 126	104 - 126	104 - 126
Ambient Temp. Range	45° - 100°F	45° - 100°F	45° - 100°F	45° - 100°F	45° - 100°F
Temperature Range	32° - 52°F	32° - 52°F	32° - 52°F	32° - 52°F	32° - 52°F
Refrigerant	R290	R290	R290	R290	R290
List F.O.B. Griffin	\$4,090 **\$4,340	\$5,580 **\$5,830	\$6,080 **\$6,580	\$6,760 **\$7,260	\$7,740 **\$8,490

****SPECIAL ORDER - Please contact your local HOSHIZAKI Sales Representative for availability.**
See Refrigeration Accessories on pages 76-79 for options and prices



WORKTOP FREEZERS



WF27A(-01)
ENERGY STAR
Qualified



WF48A(-01)



WF60A(-01)

- Stainless steel interior and exterior front, sides and top
- Cabinet and doors are insulated with 2" foamed in place polyurethane
- Engineered to maintain NSF-7 temperatures in 100°F ambient
- Field reversible doors
- Electronic controls
- 6" Stem casters standard

Model Number	WF27A WF27A-01** (01 Cylinder Door Lock)	WF48A WF48A-01** (01 Cylinder Door Lock)	WF60A WF60A-01** (01 Cylinder Door Lock)
Nominal Storage Capacity	7.2 ft ³	13.66 ft ³	17.55 ft ³
Interior Storage Capacity (AHAM)	6.2 ft ³	12 ft ³	15.38 ft ³
Overall Dimensions (W x D x H including 6" casters)	27" x 30" x 40"	48" x 30" x 40"	60" x 30" x 40"
Depth with doors open at 90°	55.5"	52.5"	58.5"
Interior Door opening width	22.75"	19.5"	25.5"
Interior Door opening height	23"	23"	23"
Adjustable Shelves	1	2	2
Shelf Dimensions (W x D)	22" x 16.0"	21.3" x 16"	27.25" x 16"
Crated Shipping Weight	156 lbs.	223 lbs.	272 lbs.
Crated Shipping Dimensions (L x W x H)	31.5" x 34" x 40.5"	52.5" x 34" x 40.5"	62" x 34" x 40.5"
Voltage	115V/60/1	115V/60/1	115V/60/1
Amperage (AMP)	2.5	5.9	5.6
HACR Breaker (AMP)	15	15	15
Energy Consumption (kWh / day) ASHRAE	2.08	3.64	4.22
Heat Rejection (BTU / hr)	463	656	804.2
Voltage Range	104 - 126	104 - 126	104 - 126
Ambient Temp. Range	45° - 100°F	45° - 100°F	45° - 100°F
Temperature Range	-10° - +10°F	-10° - +10°F	-10° - +10°F
Refrigerant	R290	R290	R290
List F.O.B. Griffin	\$4,800 **\$5,050	\$7,040 **\$7,540	\$8,710 **\$9,210

**SPECIAL ORDER - Please contact your local HOSHIZAKI Sales Representative for availability.
See Refrigeration Accessories on pages 76-79 for options and prices



WORKTOP REFRIGERATORS with DRAWERS



WR27A-D2
ENERGY STAR
Qualified



WR48A-D4
ENERGY STAR
Qualified



WR60A-D4
ENERGY STAR
Qualified



WR72A-D6
ENERGY STAR
Qualified

- Stainless steel interior and exterior front, sides and top
- Cabinet and drawers are insulated with 2" foamed in place polyurethane
- Engineered to maintain NSF-7 temperatures in 100°F ambient
- Heavy duty drawers with removeable gaskets
- 6" Stem casters standard
- Electronic controls

Model Number	WR27A-D2	WR48A-D4	WR60A-D4	WR72A-D6
Nominal Storage Capacity	7.21ft ³	13.66 ft ³	17.55 ft ³	21.25 ft ³
Interior Storage Capacity (AHAM)	6.22 ft ³	12 ft ³	15.38 ft ³	18.63 ft ³
Overall Dimensions (W x D x H including 6" casters)	27" x 30" x 40"	48" x 30" x 40"	60" x 30" x 40"	72" x 30" x 40"
Depth with Drawer Fully Open	51"	52"	52"	52"
Drawer opening width	22"	19.5"	25.5"	19.5"
Drawer opening height	23"	22.9"	22.9"	23"
Drawer Pan Capacity (pans by others)	(1) 12" x 20" x 6" deep pan per drawer	(1) 1/2 and (1) 1/3 size pan per drawer, 6" deep	(1) 12" x 20" x 6" deep pan per drawer	(1) 1/2 and (1) 1/3 size pan per drawer, 6" deep
Pan Capacity (# of 1/6 size x 4" deep)	N/A	N/A	N/A	N/A
Crated Shipping Weight	176 lbs.	263 lbs.	312 lbs.	377 lbs.
Crated Shipping Dimensions (L x W x H)	31.5" x 34" x 40.5"	52.5" x 34" x 40.5"	62.5" x 34" x 40.5"	74" x 34" x 40.5"
Voltage	115V/60/1	115V/60/1	115V/60/1	115V/60/1
Amperage (AMP)	2.6	2.6	3.3	3.5
HACR Breaker (AMP)	15	15	15	15
Energy Consumption (kWh / day) ASHRAE	1.34	2.6	2.6	2.8
Heat Rejection (BTU / hr)	190	203	370	398
Voltage Range	104 - 126	104 - 126	104 - 126	104 - 126
Ambient Temp. Range	45° - 100°F	45° - 100°F	45° - 100°F	45° - 100°F
Temperature Range	32° - 52°F	32° - 52°F	32° - 52°F	32° - 52°F
Refrigerant	R290	R290	R290	R290
List F.O.B. Griffin	\$6,180	\$10,240	\$11,510	\$15,170

****SPECIAL ORDER - Please contact your local HOSHIZAKI Sales Representative for availability.**
See Refrigeration Accessories on pages 76-79 for options and prices





WORKTOP FREEZER with DRAWERS



WF27A-D2



WF48A-D4

- Stainless steel interior and exterior front, sides and top
- Cabinet and drawers are insulated with 2" foamed in place polyurethane
- 6" Stem casters standard

- Heavy duty drawers with removeable gaskets
- Engineered to maintain NSF-7 temperatures in 100°F ambient
- Electronic controls

Model Number	WF27A-D2	WF48A-D4
Nominal Storage Capacity	7.21 ft ³	13.66 ft ³
Interior Storage Capacity (AHAM)	6.22 ft ³	12 ft ³
Overall Dimensions (W x D x H including 6" casters)	27" x 30" x 40"	48" x 30" x 40"
Depth with Drawer Fully Open	52"	52"
Drawer Pan Capacity (pans by others)	(1) 12" x 20" x 6" deep pan per drawer	(1) 1/2 Size and (1) 1/3 Size, 6" deep
Crated Shipping Weight	176 lbs.	263 lbs.
Crated Shipping Dimensions (L x W x H)	34" x 31.5" x 40.5"	52.5" x 34" x 40.5"
Voltage	115V/60/1	115V/60/1
Amperage (AMP)	2.5	5.9
HACR Breaker (AMP)	15	15
Energy Consumption (kWh / day) ASHRAE	4.41	6.08
Heat Rejection (BTU / hr)	627	864
Voltage Range	104 - 126	104 - 126
Ambient Temp. Range	45° - 100°F	45° - 100°F
Temperature Range	-10° - +10°F	-10° - +10°F
Refrigerant	R290	R290
List F.O.B. Griffin	\$7,500	\$11,300

See Refrigeration Accessories on pages 76-79 for options and prices

DRAWER / DOOR COMBINATIONS



- Stainless steel interior and exterior front sides and top
- Door/Drawer configuration can be located in any cabinet section
- Engineered to maintain NSF-7 temperatures in 100°F ambient.
- Cabinet and drawers are insulated with 2" foamed in place polyurethane
- Enamel coated evaporator coil
- Field reversible doors

Model Number	UR48A-D2	UR60A-D2	WR48A-D2	WR60A-D2
Nominal Storage Capacity	13.66 ft ³	17.55 ft ³	13.66 ft ³	17.55 ft ³
Interior Storage Capacity (AHAM)	12 ft ³	15.38 ft ³	12 ft ³	15.38 ft ³
Overall Dimensions (L x W x H)	48" x 30" x 33.63" (including 4" casters)	60" x 30" x 33.63" (including 4" casters)	48" x 30" x 40" (including 4" casters)	60" x 30" x 40" (including 4" casters)
Depth with Door Open at 90°	51.5"	58.5"	51.5"	58.5"
Depth with drawer fully open	52"	52"	52"	52"
Door opening width	19.5"	25.5"	19.5"	25.5"
Door opening height	23"	23"	23"	23"
Adjustable Shelves / Shelf Dimensions (WxD)	(1) 21.38" x 16"	(1) 27.25" x 16"	(1) 21.38" x 16"	(1) 27.25" x 16"
Drawer Pan Capacity (pans by others)	(1) 1/2 and (1) 1/3 size pans, 6" deep	(1) full size pan, 6" deep	(1) 1/2 and (1) 1/3 size pans, 6" deep	(1) full size pan, 6" deep
Crated Shipping Weight	241 lbs.	288 lbs.	241 lbs.	288 lbs.
Crated Shipping Dimensions (L x W x H)	52.5" x 34" x 36.5"	62.5" x 34" x 36.5"	52.5" x 34" x 40.5"	62.5" x 34" x 40.5"
Voltage	115V/60/1	115V/60/1	115V/60/1	115V/60/1
Amperage (AMP)	2.6	3.3	2.6	3.3
HACR Breaker (AMP)	15	15	15	15
Energy Consumption (kWh / day) ASHRAE	1.4	2.6	1.4	2.6
Heat Rejection (BTU / hr)	203	370	203	370
Voltage Range	104 - 126	104 - 126	104 - 126	104 - 126
Ambient Temp. Range	45° -100°F	45° -100°F	45° -100°F	45° -100°F
Temperature Range	32° - 52°F	32° - 52°F	32° - 52°F	32° - 52°F
Refrigerant	R290	R290	R290	R290
List F.O.B. Griffin	\$7,980	\$8,640	\$8,190	\$8,870

Made to order: Allow 4-6 week lead time. Door and drawer configuration is customizable. See Refrigeration Accessories on pages 76-79 for options and prices

Please check with your distributor for availability.





PREP TABLES SANDWICH TOP REFRIGERATORS



SR27A-8



SR36A-10



SR48A-8



SR48A-12

- Stainless steel interior and exterior front, sides and top
- Provided with full complement of polycarbonate plastic 1/6th size pans 4" deep
- Engineered to maintain NSF-7 temperatures in 100°F ambient.
- Cabinet and doors are insulated with 2" foamed in place polyurethane
- 1/2" x 10" Cutting board standard
- Field reversible doors

Model Number	SR27A-8	SR36A-10	SR48A-8	SR48A-12
Nominal Storage Capacity	7.21 ft ³	9.9 ft ³	13.66 ft ³	13.66 ft ³
Interior Storage Capacity (AHAM)	6.22 ft ³	8.7 ft ³	11.95 ft ³	11.95 ft ³
Overall Dimensions (W x D x H including 6" casters)	27" x 30" x 44.25"	36" x 30" x 44.25"	48" x 30" x 44.25"	48" x 30" x 44.25"
Depth with Cutting Board installed	30.7"	30.7"	30.7"	30.7"
Depth with doors open at 90°	55.5"	56.5"	51.5"	51.5"
Interior Door opening width	22.6"	25.5"	19.5"	19.5"
Interior Door opening height	23"	23"	23"	22.9"
Adjustable Shelves	1	1	2	2
Shelf Dimensions (W x D)	22" x 16"	31" x 16"	21.3" x 16"	21.25" x 16"
Pan Capacity (# of 1/6 size x 4" deep)	8	10	8	8/12
Crated Shipping Weight	185 lbs.	225 lbs.	222 lbs.	225 lbs.
Crated Shipping Dimensions (L x W x H)	32" x 31.5" x 46.5"	40.5" x 32" x 46.5"	52.5" x 32" x 45.75"	52.5" x 32" x 45.75"
Voltage	115V/60/1	115V/60/1	115V/60/1	115V/60/1
Amperage (AMP)	2.4	2.7	2.5	2.6
HACR Breaker (AMP)	15	15	15	15
Energy Consumption (kWh / day) NSF	1.9	2.6	4	4
Heat Rejection (BTU / hr)	270	364.1	567	567
Voltage Range	104 - 126	104 - 126	104 - 126	104 - 126
Ambient Temp. Range	45° - 100°F	45° - 100°F	45° - 100°F	45° - 100°F
Temperature Range	32° - 52°F	32° - 52°F	32° - 52°F	32° - 52°F
Refrigerant	R290	R290	R290	R290
List F.O.B. Griffin	\$4,440	\$6,300	\$6,220	\$6,990

See Refrigeration Accessories on pages 76-79 for options and prices



PREP TABLES SANDWICH TOP REFRIGERATORS



- Stainless steel interior and exterior front, sides and top
- Provided with full complement of polycarbonate plastic 1/6th size pans 4" deep
- Engineered to maintain NSF-7 temperatures in 100°F ambient.
- Cabinet and doors are insulated with 2" foamed in place polyurethane
- 1/2" x 10" Cutting board standard
- Field reversible doors

Model Number	SR60A-8	SR60A-12	SR60A-16	SR72A-12	SR72A-16	SR72A-18
Nominal Storage Capacity	17.55 ft ³	17.55 ft ³	17.55 ft ³	21.25 ft ³	21.25 ft ³	21.25 ft ³
Interior Storage Capacity (AHAM)	15.38 ft ³	15.38 ft ³	15.38 ft ³	18.63 ft ³	18.63 ft ³	19.7 ft ³
Overall Dimensions (W x D x H including 6" casters)	60" x 30" x 44.25"	60" x 30" x 44.25"	60" x 30" x 44.25"	72" x 30" x 44.25"	72" x 30" x 44.25"	72" x 30" x 44.25"
Depth with Cutting Board installed	30.7"	30.7"	30.7"	30.7"	30.7"	30.7"
Depth with doors open at 90°	58.5"	58.5"	58.5"	51.5"	52.5"	52.5"
Interior Door opening width	25.5"	25.5"	25.5"	19.5"	19.5"	19.5"
Interior Door opening height	23"	23"	23"	23"	23"	23"
Adjustable Shelves	2	2	2	3	2	2
Shelf Dimensions (W x D)	27.25" x 16"	27.25" x 16"	27.25" x 16"	22" x 16"	22" x 16"	22" x 16"
Pan Capacity (# of 1/6 size x 4" deep)	8	2	8	12	16	18
Crated Shipping Weight	323 lbs.	323 lbs.	323 lbs.	432 lbs.	432 lbs.	432 lbs.
Crated Shipping Dimensions (L x W x H)	62.5" x 32" x 46.5"	64.5" x 32" x 46.5"	62.5" x 32" x 46.5"	74" x 32" x 46.5"	74" x 32" x 46.5"	74" x 32" x 46.5"
Voltage	115V/60/1	115V/60/1	115V/60/1	115V/60/1	115V/60/1	115V/60/1
Amperage (AMP)	6	6	6	6.2	6.3	6.3
HACR Breaker (AMP)	15	15	15	15	15	15
Energy Consumption (kWh / day) NSF	4.3	4.3	4.3	6.2	6.2	6.2
Heat Rejection (BTU / hr)	613	613	613	911	876	876
Voltage Range	104 - 126	104 - 126	104 - 126	104 - 126	104 - 126	104 - 126
Ambient Temp. Range	45° - 100°F	45° - 100°F	45° - 100°F	45° - 100°F	45° - 100°F	45° - 100°F
Temperature Range	32° - 52°F	32° - 52°F	32° - 52°F	32° - 52°F	32° - 52°F	32° - 52°F
Refrigerant	R290	R290	R290	R290	R290	R290
List F. O. B. Griffin	\$7,580	\$7,700	\$7,300	\$8,920	\$9,000	\$8,580

See Refrigeration Accessories on pages 76-79 for options and prices



PREP TABLES - SANDWICH TOP REFRIGERATORS with DRAWERS



SR27A-8D2



SR48A-12D4



SR48A-12D2**

- Stainless steel interior and exterior front, sides and top
- Provided with full complement of polycarbonate plastic 1/6th size pans 4" deep
- Engineered to maintain NSF-7 temperatures in 100°F ambient.
- Cabinet and drawers are insulated with 2" foamed in place polyurethane
- 1/2" x 10" Cutting board standard
- 6" Stem casters standard

Model Number	SR27A-8D2	SR48A-12D4	SR48A-12D2
Nominal Storage Capacity	7.21 ft ³	13.66 ft ³	13.66 ft ³
Interior Storage Capacity (AHAM)	6.22 ft ³	11.95 ft ³	11.95 ft ³
Overall Dimensions (W x D x H including 6" casters)	27" x 30" x 44.25"	48" x 30" x 44.25"	48" x 30" x 44.25"
Depth with Cutting Board installed	30.7"	30.7"	30.7"
Depth with Door Open at 90°	N/A	N/A	52.5"
Depth with drawer fully open	52"	52"	50.25"
Door/Drawer opening width	19.5"	19.5"	19.5"
Door opening height	N/A	N/A	23"
Adjustable Shelves / Shelf Dimensions (WxD)	N/A	N/A	(1) 21.25" x 16"
Drawer Pan Capacity (pans by others)	8	(1) 1/2 and (1) 1/3 size pan per drawer, 6" deep	(1) 1/2 and (1) 1/3 size pans 6" deep
Pan Capacity (# of 1/6 size x 4" deep)	12 (6" max. pan depth)	12 (6" max. pan depth)	12 (6" max. pan depth)
Crated Shipping Weight	205 lbs	262 lbs.	262 lbs.
Crated Shipping Dimensions (L x W x H)	31.5"x 32" x 46.5"	52.5" x 32" x 45.75"	52.5" x 32" x 45.75"
Voltage	115V/60/1	115V/60/1	115V/60/1
Amperage (AMP)	2.4	2.5	2.5
HACR Breaker (AMP)	15	15	15
Energy Consumption (kWh / day) NSF	1.9	3.2	3.2
Heat Rejection (BTU / hr)	270	452.3	452.3
Voltage Range	104 - 126	104 - 126	104 - 126
Ambient Temp. Range	45° - 100°F	45° - 100°F	45° - 100°F
Temperature Range	32° - 52°F	32° - 52°F	32° - 52°F
Refrigerant	R290	R290	R290
List F.O.B. Griffin	\$6,960	\$11,140	\$9,450

**Made to order: Allow 4-6 week lead time. Door and drawer configuration is customizable. See Refrigeration Accessories on pages 76-79 for options and prices

PREP TABLES - MEGA TOP REFRIGERATORS



SR27A-12M



SR36A-15M



SR48A-12M



SR48A-18M

- Stainless steel interior and exterior front, sides and top
- Provided with full complement of polycarbonate plastic 1/6th size pans
- Engineered to maintain NSF-7 temperatures in 100°F ambient.
- Cabinet and doors insulated with 2" foamed in place polyurethane
- 1/2" x 10" Cutting board with extended top for greater stability
- 6" Stem casters standard

Model Number	SR27A-12M	SR36A-15M	SR48A-12M	SR48A-18M
Nominal Storage Capacity	7.2 ft ³	9.9 ft ³	13.66 ft ³	13.66 ft ³
Interior Storage Capacity (AHAM)	6.22 ft ³	8.7 ft ³	11.95 ft ³	11.95 ft ³
Overall Dimensions (W x D x H including 6" casters)	27" x 34" x 44.25"	36" x 37.3" x 44.25"	48" x 34" x 44.25"	48" x 37.3" x 44.25"
Depth with Cutting Board installed	37.3"	N/A	37.3"	N/A
Depth with doors open at 90°	52.5"	57.5"	52.5"	51.75"
Interior Door opening width	22"	25.5"	19.5"	19.5"
Interior Door opening height	44.25"	23"	23"	23"
Adjustable Shelves	1	1	2	2
Shelf Dimensions (W x D)	22" x 16"	N/A	21.25" x 16"	N/A
Pan Capacity (# of 1/6 size x 4" deep)	12	15	12	18
Crated Shipping Weight	185 lbs.	225 lbs.	225 lbs.	225 lbs.
Crated Shipping Dimensions (L x W x H)	36" x 31.5" x 46.5"	40.5" x 36" x 46.5"	52.5" x 42" x 45.75"	52.5" x 42" x 45.75"
Voltage	115V/60/1	115V/60/1	115V/60/1	115V/60/1
Amperage (AMP)	2.4	2.7	2.5	2.5
HACR Breaker (AMP)	15	15	15	15
Energy Consumption (kWh / day) NSF	1.9	2.6	3.2	3.2
Heat Rejection (BTU / hr)	270	364.1	452.3	452.3
Voltage Range	104 - 126	104 - 126	104 - 126	104 - 126
Ambient Temp. Range	45° - 100°F	30° - 52°F	45° - 100°F	45° - 100°F
Temperature Range	32° - 52°F	32° - 52°F	32° - 52°F	32° - 52°F
Refrigerant	R290	R290	R290	R290
List F.O.B. Griffin	\$5,330	\$6,860	\$8,100	\$7,750

See Refrigeration Accessories on pages 76-79 for options and prices



PREP TABLES - MEGA TOP REFRIGERATORS



- Stainless steel interior and exterior front, sides and top
- Provided with full complement of polycarbonate plastic 1/6th size pans
- Engineered to maintain NSF-7 temperatures in 100°F ambient.
- Cabinet and doors are insulated with 2" foamed in place polyurethane
- 1/2" x 10" Cutting board with extended top for greater stability
- 6" Stem casters standard

Model Number	SR60A-12M	SR60A-18M	SR60A-24M	SR72A-18M	SR72A-24M	SR72A-30M
Nominal Storage Capacity	17.55 ft ³	17.55 ft ³	17.55 ft ³	21.25 ft ³	21.25 ft ³	21.25 ft ³
Interior Storage Capacity (AHAM)	15.386 ft ³	15.38 ft ³	15.38 ft ³	19.7 ft ³	19.7 ft ³	19.7 ft ³
Overall Dimensions (W x D x H including 6" casters)	60" x 30" x 44.25"	60" x 34" x 44.25"	60" x 34" x 44.25"	72" x 34" x 44.25"	72" x 30" x 44.25"	72" x 34" x 44.25"
Depth with Cutting Board installed	30.7"	37.3"	37.3"	37.3"	37.3"	37.3"
Depth with doors open at 90°	57.5"	57.5"	57.5"	52.5"	51.5"	52.5"
Interior Door opening width	25.5"	25.5"	25.5"	19.5"	19.5"	19.5"
Interior Door opening height	23"	23"	23"	23"	87.43"	23"
Adjustable Shelves	2	2	2	2	3	2
Shelf Dimensions (W x D)	27.25" x 16"	27.25" x 16"	27.25" x 16"	22" x 16"	22" x 16"	22" x 16"
Pan Capacity (# of 1/6 size x 4" deep)	12	18	24	18	24	30
Crated Shipping Weight	323 lbs.	323 lbs.	323 lbs.	432 lbs.	432 lbs.	432 lbs.
Crated Shipping Dimensions (L x W x H)	62.5" x 34" x 45.75"	62.5" x 36" x 46.5"	62.5" x 36" x 46.5"	74" x 36" x 46.5"	74" x 34" x 45.75"	74" x 36" x 46.5"
Voltage	115V/60/1	115V/60/1	115V/60/1	115V/60/1	115V/60/1	115V/60/1
Amperage (AMP)	6.0	6.0	6.0	6.1	6.0	6.1
HACR Breaker (AMP)	15	15	15	15	15	15
Energy Consumption (kWh / day) NSF	4.3	4.3	4.3	6.1	6.5	6.1
Heat Rejection (BTU / hr)	597.5	613	613	874	874	874
Voltage Range	104 - 126	104 - 126	104 - 126	104 - 126	104 - 126	104 - 126
Ambient Temp. Range	45° - 100°F	45° - 100°F	45° - 100°F	45° - 100°F	45° - 100°F	45° - 100°F
Temperature Range	32° - 52°F	32° - 52°F	32° - 52°F	32° - 52°F	32° - 52°F	32° - 52°F
Refrigerant	R290	R290	R290	R290	R290	R290
List F.O.B. Griffin	\$8,920	\$9,030	\$8,680	\$10,290	\$10,460	\$9,920

See Refrigeration Accessories on pages 76-79 for options and prices



PREP TABLES - MEGA TOP REFRIGERATORS with DRAWERS



SR27A-12MD2



SR48A-18MD4



SR60A-24MD4



SR72A-30MD6

- Stainless steel interior and exterior front, sides and top
- Provided with full complement of polycarbonate plastic 1/6th size pans 4" deep
- Engineered to maintain NSF-7 temperatures in 100°F ambient.
- Cabinet and drawers are insulated with 2" foamed in place polyurethane
- 1/2" x 10" Cutting board with extended top for greater stability
- 6" Stem casters standard

Model Number	SR27A-12MD2	SR48A-18MD4	SR60A-24MD4	SR72A-30MD6
Nominal Storage Capacity	7.21 ft ³	13.66 ft ³	17.55 ft ³	21.25 ft ³
Interior Storage Capacity (AHAM)	6.22 ft ³	11.95 ft ³	15.4 ft ³	19.7 ft ³
Overall Dimensions (W x D x H including 6" casters)	27" x 34" x 44.25"	48" x 34" x 44.25"	60" x 34" x 44.25"	72" x 34" x 44.25"
Depth with Cutting Board installed	37.3"	37.3"	37.3"	37.3"
Depth with Drawer Fully Open	49.25"	52"	52"	52"
Drawer opening width	19.5"	19.5"	19.5"	19.5"
Drawer opening height	23"	23"	23"	23"
Drawer Pan Capacity (pans by others)	(1) 12" x 20" x 6" deep pan per drawer	(1) 1/2 and (1) 1/3 size pan per drawer, 6" deep	(1) 12" x 20" x 6" deep pan per drawer	(1) 1/2 and (1) 1/3 size pan per drawer, 6" deep
Pan Capacity (# of 1/6 size x 4" deep)	12 (6" max. pan depth)	18 (6" max. pan depth)	18 (6" max. pan depth)	30 (6" max. pan depth)
Crated Shipping Weight	205 lbs.	242 lbs.	323 lbs.	530 lbs.
Crated Shipping Dimensions (L x W x H)	31.5" x 34" x 45.75"	52.5" x 42" x 45.75"	60" x 34" x 44.25"	74" x 36" x 46.5"
Voltage	115V/60/1	115V/60/1	115V/60/1	115V/60/1
Amperage (AMP)	2.6	2.56	6	6.1
HACR Breaker (AMP)	15	15	15	15
Energy Consumption (kWh / day) NSF	1.6	3.2	4.3	6.1
Heat Rejection (BTU / hr)	230	452.3	613	874
Voltage Range	104 - 126	104 - 126	104 - 126	104 - 126
Ambient Temp. Range	45° - 100°F	45° - 100°F	45° - 100°F	45° - 100°F
Temperature Range	32° - 52°F	32° - 52°F	32° - 52°F	32° - 52°F
Refrigerant	R290	R290	R290	R290
List F.O.B. Griffin	\$8,460	\$12,020	\$14,480	\$17,700

See Refrigeration Accessories on pages 76-79 for options and prices



PREP TABLES - MEGA TOP DRAWER / DOOR COMBINATIONS



SR48A-18MD2



SR60A-24MD2



SR72A-30MD2



SR72A-30MD4

- Stainless steel interior and exterior front sides and top
- Cabinet and drawers are insulated with 2" foamed in place polyurethane
- Engineered to maintain NSF-7 temperatures in 100°F ambient.
- Provided with full complement of polycarbonate plastic 1/6th size pans 4" deep
- Door/Drawer configuration can be located in any cabinet section
- Field reversible doors

Model Number	SR48A-18MD2	SR60A-24MD2	SR72A-30MD2	SR72A-30MD4
Nominal Storage Capacity	13.66 ft ³	17.6 ft ³	21.25 ft ³	21.25 ft ³
Interior Storage Capacity (AHAM)	11.95 ft ³	15.4 ft ³	19.7 ft ³	19.7 ft ³
Overall Dimensions (W x D x H including 6" casters)	48" x 34" x 44.25"	60" x 34" x 44.25"	72" x 34" x 44.25"	72" x 34" x 44.25"
Depth with Cutting Board installed	37.3"	37.3"	37.3"	37.3"
Depth with Door Open at 90°	51"	58.5"	52.5"	52.5"
Depth with Drawer Fully Open	51"	52"	52.5"	52.5"
Door opening width	19.5"	25.5"	19.5"	19.5"
Door opening height	23"	23"	23"	23"
Adjustable Shelves / Shelf Dimensions (WxD)	(1) 21.25" x 16"	(1) 27.25" x 16"	(2) 22" x 16"	(1) 22" x 16"
Drawer Pan Capacity (pans by others)	(1) 1/2 and (1) 1/3 size pan per drawer, 6" deep	(1) full size pan 6" deep	(1) 1/2 and (1) 1/3 size pan per drawer, 6" deep	(1) 1/2 and (1) 1/3 size pan per drawer, 6" deep
Pan Capacity (# of 1/6 size x 4" deep)	18 (6" max. pan depth)	24 (6" max. pan depth)	30 (6" max. pan depth)	30 (6" max. pan depth)
Crated Shipping Weight	242 lbs.	323 lbs.	497 lbs.	497 lbs.
Crated Shipping Dimensions (L x W x H)	52.5" x 42" x 45.75"	62.5" x 36" x 46.5"	73.75" x 36" x 46.5"	73.75" x 36" x 46.5"
Voltage	115V/60/1	115V/60/1	115V/60/1	115V/60/1
Amperage (AMP)	2.5	6.0	6.1	6.1
HACR Breaker (AMP)	15	15	15	15
Energy Consumption (kWh / day) NSF	3.2	4.3	6.1	6.1
Heat Rejection (BTU / hr)	452.3	613	874	874
Voltage Range	104 - 126	104 - 126	104 - 126	104 - 126
Ambient Temp. Range	45° -100°F	45° -100°F	45° -100°F	45° -100°F
Temperature Range	32° - 52°F	32° - 52°F	32° - 52°F	32° - 52°F
Refrigerant	R290	R290	R290	R290
List F.O.B. Griffin	\$10,490	\$13,000	\$14,210	\$15,880

Made to order: Allow 4-6 week lead time. Door and drawer configuration is customizable. See Refrigeration Accessories on pages 76-79 for options and prices

Please check with your distributor for availability.



PREP TABLES - PIZZA REFRIGERATORS



PR46A



PR67A



PR93A

- Stainless steel interior and exterior front, sides and top
- Solid state digital controller with temperature alarms and LED display (Fahrenheit or Celsius)
- Engineered to maintain NSF-7 temperatures in 100°F ambient.
- Adjustable ducted air distribution for rail/cabinet
- Full complement of 1/3rd size pans are standard
- 1/2" x 19" Cutting board standard

Model Number	PR46A	PR67A	PR93A
Nominal Storage Capacity	11.0 ft ³	19.9 ft ³	30 ft ³
Overall Dimensions (W x D x H including 6" casters)	46" x 32.25" x 43.5"	67" x 32.25" x 43.5"	93" x 32.25" x 43.5"
Depth with Cutting Board installed	35"	35"	35"
Depth with doors open at 90°	60.5"	56.75"	57.75"
Interior Door opening width	22.5"	22.5"	22.5"
Interior Door opening height	23"	23"	23"
Adjustable Shelves	2	4	6
Shelf Dimensions (W x D)	22" x 16"	24.75" x 25.5"	24.75" x 25.5"
Pan Capacity (# of 1/3 size x 4" deep)	6 (6" max. pan depth)	9 (6" max. pan depth)	12 (6" max. pan depth)
Crated Shipping Weight	312 lbs.	420 lbs.	577 lbs.
Crated Shipping Dimensions (L x W x H)	48.75" x 34.75" x 45"	69" x 34.75" x 44"	95" x 34.75" x 45"
Voltage	115V/60/1	115V/60/1	115V/60/1
Amperage (AMP)	6	6	6.5
HACR Breaker (AMP)	15	15	15
Energy Consumption (kWh / day) NSF	4.8	5.4	6.2
Heat Rejection (BTU / hr)	688	767	877
Voltage Range	104 - 126	104 - 126	104 - 126
Ambient Temp. Range	45° -100°F	45° -100°F	45° -100°F
Control Set Point Range	14° - 45°F	14° - 45°F	14° - 45°F
Refrigerant	R290	R290	R290
List F.O.B. Griffin	\$8,710	\$12,070	\$16,130

See Refrigeration Accessories on pages 76-79 for options and prices



PREP TABLES - PIZZA REFRIGERATORS with DRAWERS



PR46A-D2



PR67A-D4



PR93A-D6

- Stainless steel interior and exterior front, sides and top
- Solid state digital controller with temperature alarms and LED display (Fahrenheit or Celsius)
- Provided with full complement of polycarbonate plastic 1/3rd size pans 4" deep
- Engineered to maintain NSF-7 temperatures in 100°F ambient
- Adjustable ducted air distribution for rail/cabinet
- Cabinet and drawers are insulated with 2" foamed in place polyurethane
- 1/2" x 19" Cutting board standard

Model Number	PR46A-D2	PR67A-D4	PR93A-D6
Nominal Storage Capacity	11 ft ³	19.9 ft ³	30 ft ³
Overall Dimensions (W x D x H including casters)	46" x 32.25" x 43.5"	67" x 32.25" x 43.5"	93" x 32.25" x 43.5"
Depth with Cutting Board installed	36"	36"	36"
Depth with Drawer Fully Open	56.5"	57.5"	57.5"
Drawer Pan Capacity (pans by others)	(2) 12" x 20" x 6" deep pans	(2) 12" x 20" x 6" deep pans	(2) 12" x 20" x 6" deep pans
Pan Capacity (# of 1/3 size x 4" deep)	6	9	12
Crated Shipping Weight	365 lbs.	505 lbs.	693 lbs.
Crated Shipping Dimensions (L x W x H)	48.75" x 34.75" x 45"	69" x 34.75" x 45"	95" x 34.75" x 45"
Voltage	115V/60/1	115V/60/1	115V/60/1
Amperage (AMP)	6	6	6.5
HACR Breaker (AMP)	15	15	15
Energy Consumption (kWh / day) NSF	4.8	5.4	6.2
Heat Rejection (BTU / hr)	688	767	877
Voltage Range	104 - 126	104 - 126	104 - 126
Ambient Temp. Range	45° -100°F	45° -100°F	45° -100°F
Control Set Point Range	14° - 45°F	14° - 45°F	14° - 45°F
Refrigerant	R290	R290	R290
List F.O.B. Griffin	\$11,050	\$17,160	\$23,720

See Refrigeration Accessories on pages 76-79 for options and prices



PREP TABLES - PIZZA DRAWER / DOOR COMBINATIONS

STEELHEART



PR67A-D2



PR93A-D2



PR93A-D4

- Stainless steel interior and exterior front sides and top
- Provided with full complement of polycarbonate plastic 1/3rd size pans 4" deep
- Enamel coated evaporator coil
- Engineered to maintain NSF-7 temperatures in 100°F ambient.
- Cabinet and drawers are insulated with 2" foamed in place polyurethane
- Door/Drawer configuration can be located in any cabinet section
- Field reversible doors

Model Number	PR67A-D2	PR93A-D2	PR93A-D4
Interior Storage Capacity (AHAM)	19.9 ft ³	30 ft ³	30 ft ³
Overall Dimensions (W x D x H including 6" casters)	67" x 32.25" x 43.5"	93" x 32.25" x 43.5"	93" x 32.25" x 43.5"
Depth with Cutting Board installed	35"	35"	35"
Depth with Door Open at 90°	56.75"	56.75"	56.75"
Depth with Drawer Fully Open	56.75"	56.75"	56.75"
Door opening width	22.5"	22.5"	22.5"
Door opening height	23"	23"	23"
Adjustable Shelves / Shelf Dimensions (WxD)	(2) 24.75" x 25.5"	(2) 24.75" x 25.5"	(2) 24.75" x 25.5"
Drawer Pan Capacity (pans by others)	(2) 12" x 20" x 6" deep pans	(2) 12" x 20" x 6" deep pans	(2) 12" x 20" x 6" deep pans
Pan Capacity (# of 1/3 size x 4" deep)	9	12	12
Crated Shipping Weight	462 lbs.	547 lbs.	654 lbs.
Crated Shipping Dimensions (L x W x H)	69" x 34.75" x 44"	95" x 34.75" x 45"	95" x 34.75" x 45"
Voltage	115V/60/1	115V/60/1	115V/60/1
Amperage (AMP)	6	6.5	6.5
HACR Breaker (AMP)	15	15	15
Energy Consumption (kWh / day) NSF	5.4	6.2	6.2
Heat Rejection (BTU / hr)	767	877	877
Voltage Range	104 - 126	104 - 126	104 - 126
Ambient Temp. Range	45° -100°F	45° -100°F	45° -100°F
Temperature Range	14° - 45°F	14° - 45°F	14° - 45°F
Refrigerant	R290	R290	R290
List F.O.B. Griffin	\$14,770	\$18,920	\$21,440

Made to order: Allow 4-6 week lead time. Door and drawer configuration is customizable. See Refrigeration Accessories on pages 76-79 for options and prices

Please check with your distributor for availability.



REFRIGERATED EQUIPMENT STANDS



- Stainless steel interior and exterior front, sides and top
- 16 gauge stainless steel top with marine edge front and rear and 1" turn-up at each end
- Solid state digital controller with temperature alarms and LED display (Fahrenheit or Celsius)
- Top is provided with an exclusive, built in, ceramic heat shield
- Standard with (4-8) 4" casters all with brakes
- Electronic controls

Model Number	CR36A	CR49A	CR60A	CR72A	CR85A	CR98A	CR110A
Overall Dimensions (W x D x H including 4" casters)	36.5" x 33.25" x 26"	49" x 33.25" x 26"	60.5" x 32.25" x 26"	72.52" x 33.25" x 26"	85" x 32.25" x 26"	98" x 32.25" x 26"	110.5" x 33.25" x 26"
Depth with Drawer Fully Open	54.75"	54.25"	54.75"	55.75"	55.75"	54.75"	54.75"
Maximum Pan Depth	6"	6"	6"	6"	6"	6"	6"
Worktop Maximum Load Capacity	700 lbs	700 lbs	700 lbs	1200 lbs	1200 lbs	1500 lbs	1500 lbs
Drawer Pan Capacity (pans by others)	(1) 12" x 20" x 6" deep pans and (1) 1/2 long pan 6" deep (pans by others)	(2) 12" x 20" x 6" deep pans	(2) 12" x 20" x 6" deep pans	(2) 12" x 20" x 6" deep pans	Left drawers: (3) 12" x 20" x 6" deep pans Right drawers: (2) 12" x 20" x 6" deep pans	(3) 12" x 20" x 6" deep pans	(3) 12" x 20" x 6" deep pans
Pan Capacity (12" x 20")	2	2.5	2.5	8	10	12	12
Crated Shipping Weight	260 lbs.	339 lbs.	396 lbs.	500 lbs.	567 lbs.	646 lbs.	675 lbs.
Crated Shipping Dimensions (L x W x H)	38" x 34.5" x 30.5"	51" x 34.5" x 28.75"	62.5" x 34.5" x 30.5"	74" x 34.5" x 30.5"	87" x 34.5" x 30.5"	100" x 34.5" x 30.5"	112" x 34.5" x 30.5"
Voltage	115V/60/1	115V/60/1	115V/60/1	115V/60/1	115V/60/1	115V/60/1	115V/60/1
Amperage (AMP)	2.2	2.7	2.7	3.0	3.0	3.0	3.0
HACR Breaker (AMP)	15	15	15	15	15	15	15
Energy Consumption (kWh / day) NSF	1.6	2.1	2.1	2.78	2.9	3.69	3.69
Heat Rejection (BTU / hr) @ NSF	223	303	303	395	415	525	525
Voltage Range	104 - 126	104 - 126	104 - 126	104 - 126	104 - 126	104 - 126	104 - 126
Ambient Temp. Range	45° - 100°F	45° - 100°F	45° - 100°F	45° - 100°F	45° - 100°F	45° - 100°F	45° - 100°F
Control Set Point Range	32° - 52°F	32° - 52°F	32° - 52°F	32° - 52°F	32° - 52°F	32° - 52°F	32° - 52°F
Refrigerant	R290	R290	R290	R290	R290	R290	R290
List F.O.B. Griffin	\$12,110	\$13,200	\$13,690	\$15,710	\$18,320	\$20,390	\$21,020

See Refrigeration Accessories on pages 76-79 for options and prices



BACK BAR REFRIGERATOR



HBB-2-59(-S*)



HBB-3-69(-S*)



HBB-3-80(-S*)



HBB-4-95(-S*)

- Stainless steel interior with LED lights
- Heavy duty 18-gauge stainless steel top
- Maximum product storage capacity with the ability to store tall boys three high per section
- Black vinyl coated or stainless steel exterior front, sides, and rear
- Doors come with a stainless steel interior liner are self-closing and include locks
- Engineered to maintain NSF-7 temperatures in 100°F ambient

Model Number	HBB-2-59(-S*)	HBB-3-69(-S*)	HBB-3-80(-S*)	HBB-4-95(-S*)
Cabinet Dimensions W x D x H	59.5" x 29" x 36.88"	69.5 x 29" x 36.88"	80" x 29" x 36.88"	95.5" x 29" x 36.88"
Capacity (AHAM) cu ft	18.56 ft ³	22.17 ft ³	28.74 ft ³	32.4 ft ³
Capacity 12oz. cans	852	1014	1092	1302
Door(s)	2	2	3	3
Shelves	4	4	6	6
Capacity 1/2 Barrels	3	3	4	5
HP	1/3	1/3	1/3	1/3
Voltage	115V/60/1	115V/60/1	115V/60/1	115V/60/1
Amperage (AMP)	5.2	5.2	5.2	5.2
NEMA Plug	8 ft. 5-15P	8 ft. 5-15P	8 ft. 5-15P	8 ft. 5-15P
Shipping Dimensions W x D x H	63.5" x 33" x 42"	73.5" x 33" x 42"	84" x 33" x 42"	101" x 33" x 42"
Shipping Weight	307 lbs.	332 lbs.	396 lbs.	429 lbs.
List F.O.B. Griffin	\$5,390 *\$6,420	\$5,900 *\$7,070	\$6,810 *\$8,800	\$6,930 *\$8,920

*(-S) Stainless Steel Exterior option available - Made to order.
See Refrigeration Accessories on pages 76-79 for options and prices



BACK BAR REFRIGERATOR with GLASS DOORS



HBB-2G-LD-59(-S*)



HBB-3G-LD-69(-S*)



HBB-3G-LD-80(-S*)



HBB-4G-LD-95(-S*)

- Stainless steel interior with LED lights
- Heavy duty 18-gauge stainless steel top
- Maximum product storage capacity with the ability to store tall boys three high per section
- Black vinyl coated or stainless steel exterior front, sides, and rear
- Energy efficient Low-E Multi pane glass self-closing doors come standard with barrel locks
- Engineered to maintain NSF-7 temperatures in 100°F ambient

Model Number	HBB-2G-LD-59(-S*)	HBB-3G-LD-69(-S*)	HBB-3G-LD-80(-S*)	HBB-4G-LD-95(-S*)
Cabinet Dimensions W x D x H	59.5" x 29" x 36.88"	69.5 x 29" x 36.88"	80" x 29" x 36.88"	95.5" x 29" x 36.88"
Capacity (AHAM) cu ft	18.45 ft ³	22.14 ft ³	26.74 ft ³	32.53 ft ³
Capacity 12oz. cans	852	1014	1092	1302
Door(s)	2	2	3	3
Shelves	4	4	6	6
Capacity 1/2 Barrels	3	3	4	5
HP	1/3	1/3	1/3	1/3
Voltage	115V/60/1	115V/60/1	115V/60/1	115V/60/1
Amperage (AMP)	5.2	5.2	5.2	5.2
NEMA Plug	8 ft. 5-15P	8 ft. 5-15P	8 ft. 5-15P	8 ft. 5-15P
Shipping Dimensions W x D x H	63.5" x 33" x 42"	73.5" x 33" x 42"	84" x 33" x 42"	101" x 33" x 42"
Shipping Weight	332 lbs.	357 lbs.	396 lbs.	429 lbs.
List F.O.B. Griffin	\$5,640 *\$6,510	\$6,380 *\$7,420	\$7,530 *\$9,040	\$7,660 *\$9,460

*(-S) Stainless Steel Exterior option available - Made to order.
See Refrigeration Accessories on pages 76-79 for options and prices



SLIDE TOP BOTTLE COOLERS



HBC-50(-S*)



HBC-65(-S*)



HBC-80(-S*)



HBC-95(-S*)

- Stainless steel interior
- Heavy duty 18-gauge stainless steel top
- Front breathing, side mount refrigeration is easily accessible by sliding out front for cleaning and service
- Black vinyl coated or stainless steel exterior front, sides, and rear
- Durable stainless steel slide top lids including locks
- Engineered to maintain NSF-7 temperatures in 100°F ambient

Model Number	HBC-50(-S*)	HBC-65(-S*)	HBC-80(-S*)	HBC-95(-S*)
Cabinet Dimensions† W x D x H	50.5" x 26.5" x 33.38"	65.5" x 26.5" x 33.38"	80" x 26.5" x 33.38"	95" x 26.5" x 33.38"
Capacity (AHAM) cu ft	14.4 ft³	19.6 ft³	24.67 ft³	27.98 ft³
Capacity 12oz. / 20oz. Cans	704 / 286	890 / 360	1150 / 547	1408 / 672
Lids	2	2	3	3
Bin Dividers	3	4	6	7
HP	1/4	1/3	1/3	1/2
Voltage	115V/60/1	115V/60/1	115V/60/1	115V/60/1
Amperage (AMP)	5.9	6.2	6.2	6.5
NEMA Plug	8 ft. 5-15P	8 ft. 5-15P	8 ft. 5-15P	8 ft. 5-15P
Shipping Dimensions W x D x H	54.5" x 33" x 42"	69.5" x 33" x 42"	84" x 33" x 42"	101" x 33" x 42"
Shipping Weight	236 lbs.	275 lbs.	315 lbs.	379 lbs.
List F. O. B. Griffin	\$4,570 *\$5,470	\$5,080 *\$5,940	\$6,410 *\$7,340	\$6,770 *\$7,780

*(-S) Stainless Steel Exterior option available - Made to order.
 † Does not include 1" rear cabinet bumper or bottle cap catcher depth
 See Refrigeration Accessories on pages 76-79 for options and prices



DIRECT DRAW REFRIGERATOR



HDD-1-24(-S*)



HDD-2-59(-S*)



HDD-3-69(-S*)



HDD-3-80(-S*)



HDD-4-95(-S*)

- Stainless steel interior
- Heavy duty 18-gauge stainless steel top
- Polished stainless-steel insulated towers with plated brass faucet
- Black vinyl coated or stainless steel exterior front, sides, and rear
- Stainless steel threshold protects door frame from damage when loading and unloading
- Keg cushions standard to protect floor and increase air flow around kegs

Model Number	HDD-1-24(-S*)	HDD-2-59(-S*)	HDD-3-69(-S*)	HDD-3-80(-S*)	HDD-4-95(-S*)
Cabinet Dimensions W x D x H	24.88" x 30" x 39.38"	59.5" x 29" x 36.88"	69.5" x 29" x 36.88"	80" x 29" x 36.88"	95.5" x 29" x 36.88"
Capacity (AHAM) cu ft	7.46 ft ³	18.45 ft ³	22.14 ft ³	26.79 ft ³	32.53 ft ³
Door(s)	1	2	2	3	3
Tower(s)	1	2	2	2	2
Tap(s)	1	3	3	4	4
Capacity 1/2 Barrels	1	3	3	4	5
HP	1/6	1/3	1/3	1/3	1/3
Voltage	115V/60/1	115V/60/1	115V/60/1	115V/60/1	115V/60/1
Amperage (AMP)	2.5	5.2	5.2	5.2	5.2
NEMA Plug	5-15P	5-15P	5-15P	5-15P	5-15P
Shipping Dimensions W x D x H	28" x 33" x 43"	63.5" x 33" x 42"	73.5" x 33" x 42"	84" x 33" x 42"	101" x 33" x 42"
Shipping Weight	165 lbs.	343 lbs.	370 lbs.	396 lbs.	429 lbs.
List F.O.B. Griffin	\$3,930 **\$5,000	\$6,570 *\$7,770	\$7,230 *\$9,110	\$7,700 *\$9,360	\$7,830 *\$9,500

*(-S) Stainless Steel Exterior option available - Made to order.
See Refrigeration Accessories on pages 76-79 for options and prices



GLASS DOOR MERCHANDISERS



RM-7-HC

RM-10

**RM-26-HC
(Lockable)**

**RM-45-SD
(Sliding doors)**

RM-49

**RM-65-HC
(Lockable)**

- Electronic controller with visual and audio high and low temperature alarms
- Forced air evaporator for quick temperature pull down
- Large glass door(s) is energy efficient low-E multi pane glass
- Doors mounted on heavy duty hinges with self-closing mechanism
- Three year parts and labor warranty & Five year compressor warranty
- 8 Foot cord and plug

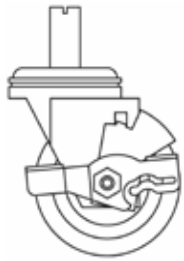
Model Number	RM-7-HC	RM-10	RM-26-HC	RM-45-SD	RM-49	RM-65-HC
Nominal Storage Capacity	5.97 ft ³	10 ft ³	26 ft ³	45 ft ³	65 ft ³	65 ft ³
Capacity	20 oz. bottles: 102 12 oz. cans: 217	20 oz. bottles: 126 12 oz. cans: 288	20 oz. bottles: 360 12 oz. cans: 900	20 oz. bottles: 560 12 oz. cans: 1260	20 oz. bottles: 630 12 oz. cans: 1440	20 oz. bottles: 830 12 oz. cans: 1926
Overall Dimensions (W x D x H including 4" casters)	21.25" x 25" x 37.75"	25.5" x 23" x 55.5"	30" x 29.75" x 78"	51" x 30.25" x 78.25"	60" x 29.75" x 78"	78" x 29.75" x 78"
Adjustable Shelves	2 adjustable, 1 floor shelf	3	5	5 per section	5 per section	5 per section
Shelf Dimensions (W x D)	17.75" x 20.75" 18" x 9.25" (Floor)	21.25" x 17.5"	25.75" x 24"	23" x 20.5"	27" x 21.75"	27.3" x 21.75"
Crated Shipping Weight	155 lbs.	206 lbs.	340 lbs.	545 lbs.	585 lbs.	810 lbs.
Crated Shipping Dimensions (L x W x H)	30" x 30" x 42"	30" x 28" x 60"	34" x 34" x 82"	55" x 34" x 85"	64" x 34" x 84"	64" x 34" x 84"
Voltage	115V/60/1	115V/60/1	115V/60/1	115V/60/1	115V/60/1	115V/60/1
Amperage (AMP)	3.2	3.7	3.2	11.8	7.1	8.2
HACR Breaker (AMP)	15	15	15	15	15	15
Energy Consumption (kWh / day) ENERGY STAR / DOE	1.39	1.24	1.81	3.84	4.19	5.67
Approx. Nominal Compress BTU/HR (HP)	1/8HP	1/5HP	1/3HP	1/2HP	1/2HP	1/3HP
Voltage Range	104 - 126	104 - 126	104 - 126	104 - 126	104 - 126	104 - 126
Ambient Temp. Range	60° - 86°F	60° - 86°F	60° - 86°F	60° - 86°F	60° - 86°F	60° - 86°F
Control Set Point Range	34° - 40°F	34° - 40°F	34° - 40°F	34° - 40°F	34° - 40°F	34° - 40°F
Refrigerant	R-290	R-134a	R290	R-134a	R-134a	R290
List F.O.B. Griffin	\$3,700	\$4,090	\$5,200	\$7,680	\$8,010	\$10,700

See Refrigeration Accessories on pages 76-79 for options and prices

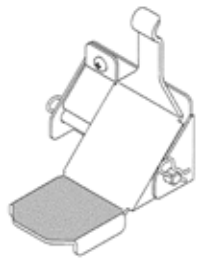




REFRIGERATION ACCESSORIES



CASTERS



FOOT PEDAL DOOR OPENER



SHELVES



TRAY / PAN SLIDES

CASTERS & LEGS

Model Number	Description	List F. O. B. Griffin
HS-3546	4" Casters - Set of four, two with brakes (1/2 Section Uprights)	\$382
HS-3547	4" Casters - Set of six, three with brakes (3 Section Uprights)	\$598
HS-5035	4" Casters - Set of four, two with brakes (1, 2 & 3 Section Horizontal Units)	\$103
HS-5036	6" Casters - Set of four, two with brakes (1, 2 & 3 Section Horizontal Units)	\$134
HS-5037	2 1/4" Casters - Set of four, two with brakes (1 & 2 Section Undercounters) for ADA Compliant dimensions	\$114
HS-5320	3 3/8" Casters - Set of four, two with brakes (for pizza prep tables) for ADA Compliant dimensions	\$103
HS-5321	3 3/8" Casters - Set of six, two with brakes (for pizza prep tables) for ADA Compliant dimensions	\$145

FOOT PEDALS

Model Number	Description	List F. O. B. Griffin
HS-5378	One Door Foot Pedal - Left Hand Hinge	\$280
HS-5379	One Door Foot Pedal - Right Hand Hinge	\$280
HS-5380	Two Door Foot Pedal	\$470

DOOR REVERSAL KIT

Model Number	Description	List F. O. B. Griffin
HS-5258	Door Reversal Kit - Undercounter Glass Door Models (Right Hinge to Left Hinge)	\$186
HS-5259	Door Reversal Kit - Undercounter Glass Door Models (Left Hinge to Right Hinge)	\$186

SHELVES

Model Number	Description	For Use With Steelheart Models	List F. O. B. Griffin
HS-5052	Industrial Strength Epoxy Coated Wire Shelf, Includes 4 Pilaster Clips	1,2,3 Section Uprights	\$180
HS-5053	Industrial Strength Epoxy Coated Wire Shelf, 3 each, Includes 12 Pilaster Clips	1,2,3 Section Uprights	\$279
HS-5054	Industrial Strength Stainless Steel Shelf, Includes 4 Pilaster Clips	1,2,3 Section Uprights	\$289
HS-3504	Industrial Strength Stainless Steel Center Shelf	2 Section Uprights	\$265
HS-3505	Industrial Strength Stainless Steel Center Shelf, 3 each	2 Section Uprights	\$410
HS-3509	Industrial Strength Epoxy Coated Shelf Center Shelf	2 Section Uprights	\$200
HS-3510	Industrial Strength Epoxy Coated Shelf Center Shelf, 3 each	2 Section Uprights	\$325
HS-5057	Tempered Glass Shelves, 3 each	For use with HR24B	\$206
HS-5058	Epoxy Coated Wire Shelf, Includes 4 Pilaster Clips	All 27" and 72" Undercounters, Worktops and Prep Tables	\$93
HS-5235	Epoxy Coated Wire Shelf, Includes 4 Pilaster Clips	All 36" Undercounters, Worktops and Prep Tables	\$145
HS-5059	Epoxy Coated Wire Shelf, Includes 4 Pilaster Clips	All 48" Undercounters, Worktops and Prep Tables	\$93
HS-5108	Epoxy Coated Wire Shelf, Includes 4 Pilaster Clips	All 60" Undercounters, Worktops and Prep Tables	\$114



HS-5116	Stainless Steel Shelf, Includes 4 Pilaster Clips	All 27" and 72" Undercounters, Worktops and Prep Tables	\$217
HS-5117	Stainless Steel Shelf, Includes 4 Pilaster Clips	All 48" Undercounters, Worktops and Prep Tables	\$268
HS-5118	Stainless Steel Shelf, Includes 4 Pilaster Clips	All 60" Undercounters, Worktops and Prep Tables	\$320
HS-5151	Epoxy Coated Wire Shelf, Includes 4 Pilaster Clips	CPT67/93	\$186
HS-5152	Epoxy Coated Wire Shelf, Includes 4 Pilaster Clips	PR46A	\$186
HS-5153	Stainless Steel Shelf, Includes 4 Pilaster Clips	CPT67/93	\$330
HS-5154	Stainless Steel Shelf, Includes 4 Pilaster Clips	PR46A	\$340

OVERSHELVES

Model Number	Description	For Use With	List F.O.B. Griffin
HS-5172[†]	Single Overshelf for 27" Cabinet	27" Undercounters, Worktops, Sandwich Top & Mega Top	\$608
HS-5237[†]	Single Overshelf for 36" Cabinet	36" Undercounters, Worktops, Sandwich Top & Mega Top	\$670
HS-5173[†]	Single Overshelf for 48" Cabinet	48" Undercounters, Worktops, Sandwich Top & Mega Top	\$701
HS-5174[†]	Single Overshelf for 60" Cabinet	60" Undercounters, Worktops, Sandwich Top & Mega Top	\$855
HS-5175[†]	Single Overshelf for 72" Cabinet	72" Undercounters, Worktops, Sandwich Top & Mega Top	\$1,030
HS-5163[†]	Double Overshelf for 27" Cabinet	27" Undercounters, Worktops, Sandwich Top & Mega Top	\$763
HS-5236[†]	Double Overshelf for 36" Cabinet	36" Undercounters, Worktops, Sandwich Top & Mega Top	\$916
HS-5164[†]	Double Overshelf for 48" Cabinet	48" Undercounters, Worktops, Sandwich Top & Mega Top	\$1,082
HS-5165[†]	Double Overshelf for 60" Cabinet	60" Undercounters, Worktops, Sandwich Top & Mega Top	\$1,556
HS-5166[†]	Double Overshelf for 72" Cabinet	72" Undercounters, Worktops, Sandwich Top & Mega Top	\$2,009
HS-5229**	Single Overshelf for 46" / 93" Cabinet	46" / 93" Pizza Prep Tables 93" cabinets can accommodate (2) HS-5229 Single Overshelves	\$773
HS-5231[†]	Single Overshelf for 67" Cabinet	67" Pizza Prep Tables	\$917
HS-5228**	Double Overshelf for 46" / 93" Cabinet	46" / 93" Pizza Prep Tables 93" cabinets can accommodate (2) HS-5228 Double Overshelves	\$1,164
HS-5230[†]	Double Overshelf for 67" Cabinet	67" Pizza Prep Tables	\$1,515

[†]Compatible with models manufactured since March 2016. (Serial # FXXXXXC and after)

[‡]Compatible with models manufactured since January 2017. (Serial # GXXXXXA and after)

* 93" cabinets can accommodate (2) HS-5229 Single Overshelves or (2) HS-5228 Double Overshelves.

TRAY / PAN SLIDES

(16) Sets on 3" Centers per section is the recommended maximum capacity for Commercial Uprights. Units can hold as many as (24) sets on 2" Centers per section.

Model Number	Description	List F.O.B. Griffin
HS-3557	Stainless Steel Bottom Support Universal Pan Slides (1 Set)*, Includes 4 Pilaster Clips	\$176
HS-3558	Stainless Steel Bottom Support Universal Pan Slides (4 Sets)*, Includes 16 Pilaster Clips	\$567
HS-5092	Stainless Steel Bottom Support Wire Tray Slides (1 Set) for 18x26 Baker Pan Only, Includes 4 Pilaster Clips	\$124
HS-5093	Stainless Steel Bottom Support Wire Tray Slides (4 Sets) for 18x26 Baker Pan Only, Includes 16 Pilaster Clips	\$402

CPT PAN SLIDES

Model Number	Description	List F.O.B. Griffin
HS-5315	Removable Tray Pan Rack For CPT- Accommodates (6) 18" x 26" Sheet Pans With 3" Spacing	\$876

FLAT LIFT OFF COVERS

Model Number	Description	For Use With	List F.O.B. Griffin
HS-5070	Flat Lift-Off Stainless Steel Cover - 12 pan Mega Top opening	SR27A-12M, CRMR48-12M, CRMR60-12M *CRMR60-24M, *SR72A-24M, CRMR27-12MD *CRMR60-24MD4 (*2 of each cover required per model)	\$279
HS-5279	Flat Lift-Off Stainless Steel Cover - 15 pan Mega Top opening	CRMR36-15M	\$279
HS-5071	Flat Lift-Off Stainless Steel Cover - 18 pan Mega Top opening	CRMR48-18M, CRMR60-18M, CRMR72-18M CRMR48-18MD4	\$279
HS-5072	Flat Lift-Off Stainless Steel Cover - CRMR27-8	CRMR27-8, CRMR27-8D	\$279
HS-5073	Flat Lift-Off Stainless Steel Cover - CRMR48-8	CRMR48-8, CRMR60-8	\$279
HS-5278	Flat Lift-Off Stainless Steel Cover - 10 pan Sandwich Top opening	SR36A	\$279
HS-5074	Flat Lift-Off Stainless Steel Cover - 12 pan Sandwich Top opening	CRMR48-12, CRMR48-12MD4, CRMR60-12, SR72A-12	\$279
HS-5106	Flat Lift-Off Stainless Steel Cover - CRMR60-16, CRMR72-16	CRMR60-16, CRMR27-16	\$351
HS-5107	Flat Lift-Off Stainless Steel Cover - CRMR72-18	CRMR72-18	\$351
HS-5070 + HS-5071	Flat Lift-Off Stainless Steel Cover - 12 pan Mega Top opening Flat Lift-Off Stainless Steel Cover - 18 pan Mega Top opening	CRMR72-30M, CRMR72-30M6 (1 of each cover required per model)	\$279 (Each Cover)

COMPOSITE CUTTING BOARDS

Model Number	Description	For Use With	List F.O.B. Griffin
HS-5265	10" x 27" x 1/2" Composite Cutting Board	27" Sandwich Top & Mega Top	\$268
HS-5266	10" x 36" x 1/2" Composite Cutting Board	36" Sandwich Top & Mega Top	\$351
HS-5267	10" x 48" x 1/2" Composite Cutting Board	48" Sandwich Top & Mega Top	\$474
HS-5268	10" x 60" x 1/2" Composite Cutting Board	60" Sandwich Top & Mega Top	\$588
HS-5269	10" x 72" x 1/2" Composite Cutting Board	72" Sandwich Top & Mega Top	\$701
HS-5270	19" x 46" x 1/2" Composite Cutting Board	46" Pizza Prep Tables	\$855
HS-5271	19" x 67" x 1/2" Composite Cutting Board	67" Pizza Prep Table	\$1,298
HS-5272	19" x 93" x 1/2" Composite Cutting Board	93" Pizza Prep Table	\$1,803

GLASS DOOR MERCHANDISER ACCESSORIES

Model Number	Description	For Use With	List F.O.B. Griffin
HS-5446	Organizer Shelf With Tracks, Includes 4 Pilaster Clips	RM-10	\$140
HS-5291	Organizer Shelf With Tracks, Includes 4 Pilaster Clips	RM-26	\$155
HS-5293	Organizer Shelf With Tracks, Includes 4 Pilaster Clips	RM-45-SD	\$155
HS-5295	Organizer Shelf With Tracks, Includes 4 Pilaster Clips	RM-49	\$155
HS-5290	Price Tag Holder	RM-10	\$17
HS-5292	Price Tag Holder	RM-26	\$17
HS-5294	Price Tag Holder	RM-45-SD	\$17
HS-5296	Price Tag Holder	RM-49	\$17
HS-5316	Epoxy Shelf, Includes 4 Pilaster Clips	RM-10	\$103
HS-5317	Epoxy Shelf, Includes 4 Pilaster Clips	RM-26	\$134
HS-5318	Epoxy Shelf, Includes 4 Pilaster Clips	RM-45-SD	\$134
HS-5319	Epoxy Shelf, Includes 4 Pilaster Clips	RM-49	\$134
HS-5343	Epoxy Shelf, Includes 4 Pilaster Clips	RM-7	\$67
HS-5344	Epoxy Floor Shelf	RM-7	\$47
HS-5288	4" Casters-Set Of Four, Two With Brakes	RM-10, RM-26, RM-45-SD, RM-49	\$111

BACK BAR ACCESSORIES

Model Number	Description	For Use With	List F.O.B. Griffin
HS-5408	Low Profile 3" Casters & Rail (2 rails, 4 casters & hardware)	HBB-2-59, HBB-3-69, HBB-2G-LD-59, HBB-3G-LD-69, HBC-50, HBC-65, HDD-2-59, HDD-3-69	\$412
HS-5409	Low Profile 3" Casters & Rail (3 rails, 6 casters & hardware)	HBB-3-80, HBB-4-95, HBB-3G-LD-80, HBB-4G-LD-95, HBC-80, HBC-95, HDD-3-80, HDD-4-95	\$721
HS-5410	Complete Door Assembly-Solid, Right Hinge	All Back Bar and Direct Draw Models except HDD-1-24	\$258
HS-5411	Complete Door Assembly-Solid, Left Hinge	All Back Bar and Direct Draw Models except HDD-1-24, HBB-3-80, HBB-3G-LD-80, HDD-3-80	\$258
HS-5412	Complete Door Left Section Assembly-Solid, Left Hinge 80"	HBB-3-80, HDD-3-80, HBB-3G-LD-80	\$258
HS-5413	Complete Door Assembly-Glass, Right Hinge	All Back Bar and Direct Draw Models except HDD-1-24	\$515
HS-5414	Complete Door Assembly-Glass, Left Hinge	HBB-2-59, HBB-3-69, HBB-4-95, HBB-2G-LD-59, HBB-3G-LD-69, HDD-2-59, HDD-3-69, HDD-4-95	\$515
HS-5415	Complete Door Left Section Assembly-Glass, Left Hinge 80"	HBB-3-80, HDD-3-80, HBB-3G-LD-80	\$515
HS-5417	Flat Shelf, 59" & Right 80" Cabinets, 21.25" x 21.4", Includes 4 SS pilaster clips	HBB-2-59, HBB-2G-LD-59, HDD-2-59, (Right Section) HBB-3-80, HBB-3G-LD-80, HDD-3-80	\$103
HS-5418	Flat Shelf, 69" & 95" Cabinets, 26" x 21.4", Includes 4 SS pilaster clips	HBB-3-69, HBB-3G-LD-69, HBB-4-95, HDD-3-69, HDD-4-95, HBB-4G-LD-95	\$103
HS-5419	Flat Shelf Center, 80" Cabinets, 23.1" x 21.4", Includes 4 SS pilaster clips	(Center) HBB-3-80, HBB-3G-LD-80, HDD-3-80	\$103
HS-5420	Flat Shelf Left, 80" Cabinets, 18" x 21.4", Includes 4 SS pilaster clips	(Left Section) HBB-3-80, HBB-3G-LD-80, HDD-3-80	\$103
HS-5421	Set of 4 Pilasters 20.2"	All Back Bar and Direct Draw Models	\$103

MISCELLANEOUS ACCESSORIES

Model Number	Description	For Use With	List F.O.B. Griffin
HS-4007	Drawer Assembly Divider Bar (Accommodates 1/2, 1/3 and 1/6 Size Pans)	Undercounters, Worktops, Prep Tables with Drawers & CRES Models	\$42
HS-4009	12" Rail Divider Bar	Prep Tables	\$26
HS-5069	Sandwich Top Rail Adapter Bar - 12.6" x 1.0" (front to back)	Sandwich Top & Mega Top Prep Tables	\$26
HS-5280	Full Size Pan Adapter Bar for CRMR27-8 Rail	Sandwich Top Prep Tables	\$42
HS-5281	Full Size Pan Adapter Bar for SR36A-10 Rail	Sandwich Top Prep Tables	\$42
HS-5075	Stainless Back - 27" Horizontal Models (factory installed only)	Refrigerator	\$382
HS-5171	Stainless Back - 27" Horizontal Models (factory installed only)	Freezer & Prep	\$392
HS-5277	Stainless Back - 36" Horizontal Models (factory installed only)	Refrigerator, Freezer	\$443
HS-5076	Stainless Back - 48" Horizontal Models (factory installed only)	Refrigerator, Freezer & Prep	\$495
HS-5085	Stainless Back - 60" Horizontal Models (factory installed only)	Refrigerator	\$567
HS-5170	Stainless Back - 60" Horizontal Models (factory installed only)	Freezer & Prep	\$567
HS-5086	Stainless Back - 72" Horizontal Models (factory installed only)	Refrigerator & Prep	\$649
HS-5112	Stacking Kit - CRMR27 & CRMF27	Undercounters	\$402
HS-5184	All Mega Top divider front to back	Mega Top Prep Tables	\$40
HS-5185	All Mega Top & Sandwich Prep 27-8 divider side to side (outer)	Sandwich Top & Mega Top Prep Tables	\$26
HS-5186	Mega Top 18M & 30M divider side to side (center)	Mega Top Prep Tables	\$26
HS-5187	Sandwich Prep 27-8 divider front to back	Sandwich Top Prep Tables	\$26
HS-5188	Sandwich Prep 48-8 and 12, 16, 18 pan openings divider front to back	Sandwich Top Prep Tables	\$26
HS-5189	Sandwich Prep 48-8 and 12, 16, 18 pan openings side to side (outer)	Sandwich Top Prep Tables	\$26
HS-5190	Sandwich Prep 12 & 16 pan openings side to side (center)	Sandwich Top Prep Tables	\$26
HS-5191	Sandwich Prep 18 pan openings side to side (outer)	Sandwich Top Prep Tables	\$42
HS-5192	Sandwich Prep 18 pan openings side to side (center)	Sandwich Top Prep Tables	\$42
HS-5453	Heated Condensate Pan Kit (Steelheart)	≥46" Undercounter, Worktop and Prep Tables	\$392



HOSHIZAKI. BEYOND STRONG.

HOSHIZAKI AMERICA, INC.

618 Hwy. 74, South, Peachtree City, GA 30269

TEL 800-438-6087 | FAX 800-345-1325

hoshizakiamerica.com

Item #40067 | 03-2-19

